

# Standard Eurobarometer 103

## Spring 2025

First Results

*Spring 2025*

Survey requested and coordinated by the European Commission, Directorate-General for Communication  
and conducted by Verian

# Methodology

- **Coverage**
  - **27** EU Member States
  - The candidate countries (AL, BA, GE, ME, MK, RS, TR, MD)
  - Other countries and territories (CYtcc, UK, XK)
- **Fieldwork dates**
  - **26/03/2025 – 22/04/2025\***
- **Data collection method**
  - **Face to face\*\*** (primary method)
- **Total number of completed interviews**
  - **26,368** (EU27)
  - **36,583** (all 38 countries and territories)
- **Population**
  - **15 years +**
- **The total EU**
  - is weighted according to the size of the population of each country

\* Türkiye: 10/05/2025

\*\* **Countries where face to face was complemented with CAVI (computer Assisted Video Interview):**  
Denmark, Malta, the Netherlands, Finland and Sweden

# Table of Contents

1. Europeans and the European Union
2. The economic situation
3. EU citizenship
4. The main concerns of Europeans
5. Russia's invasion of Ukraine
6. The EU and the world

Key takeaways

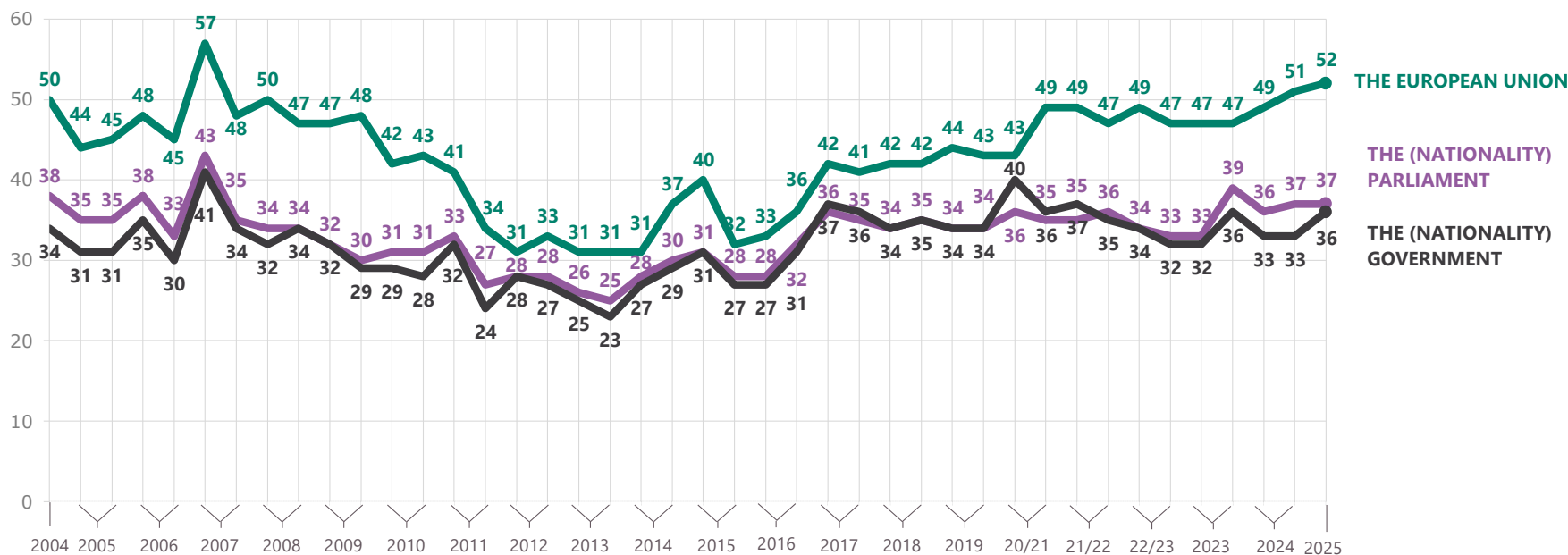
# 1

## Europeans and the European Union



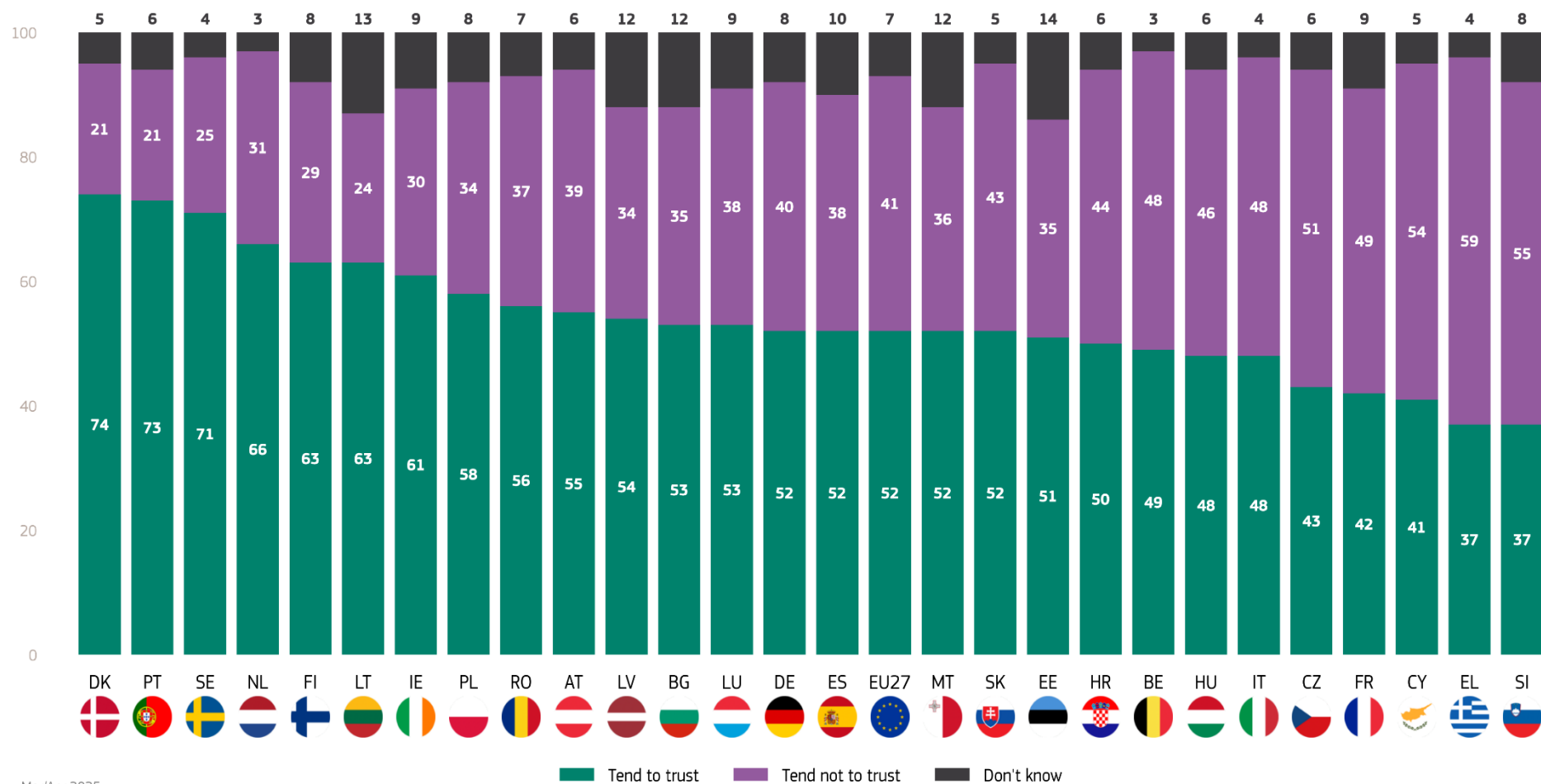
**The proportion of EU citizens who trust the European Union has increased to 52% (+1 pp), marking the highest level of trust recorded since spring 2007. Confidence in national governments has reached 36% (+3 pp). Confidence in the national parliament has remained stable at 37% since autumn 2024.**

**QA6** How much trust do you have in certain institutions? For each of the following institutions, do you tend to trust it or tend not to trust it?  
(% - EU - TEND TO TRUST)



## A majority of respondents in 21 Member States trust the EU, with the highest levels observed in Denmark (74%), Portugal (73%) and Sweden (71%).

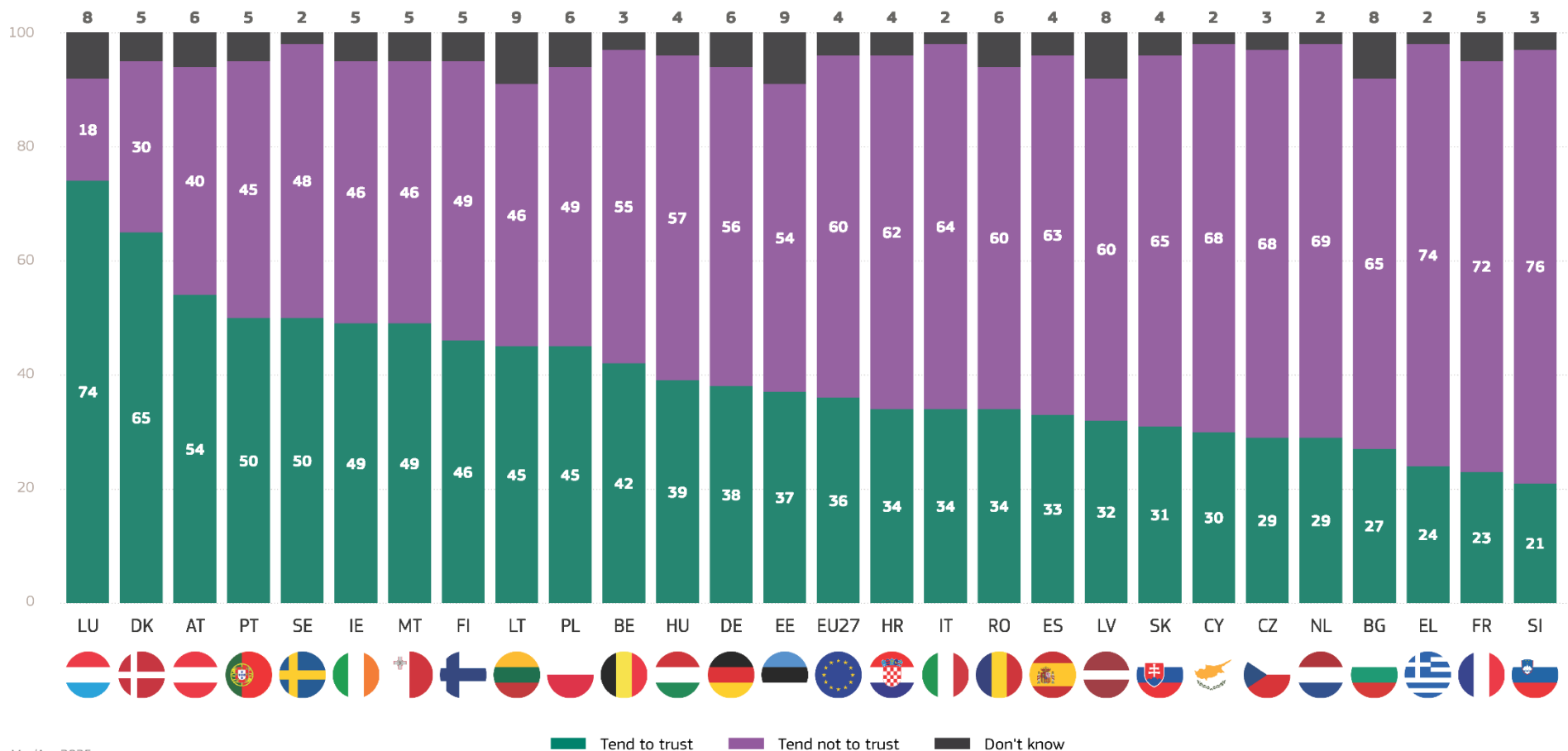
QA6.12: How much trust do you have in certain institutions? For each of the following institutions, do you tend to trust it or tend not to trust it? - The European Union (%)



Mar/Apr 2025

## In seven Member States, a majority of respondents express trust in their national government: Luxembourg (74%), Denmark (65%), Austria (54%), Portugal and Sweden (both at 50%) and Ireland and Malta (both at 49%).

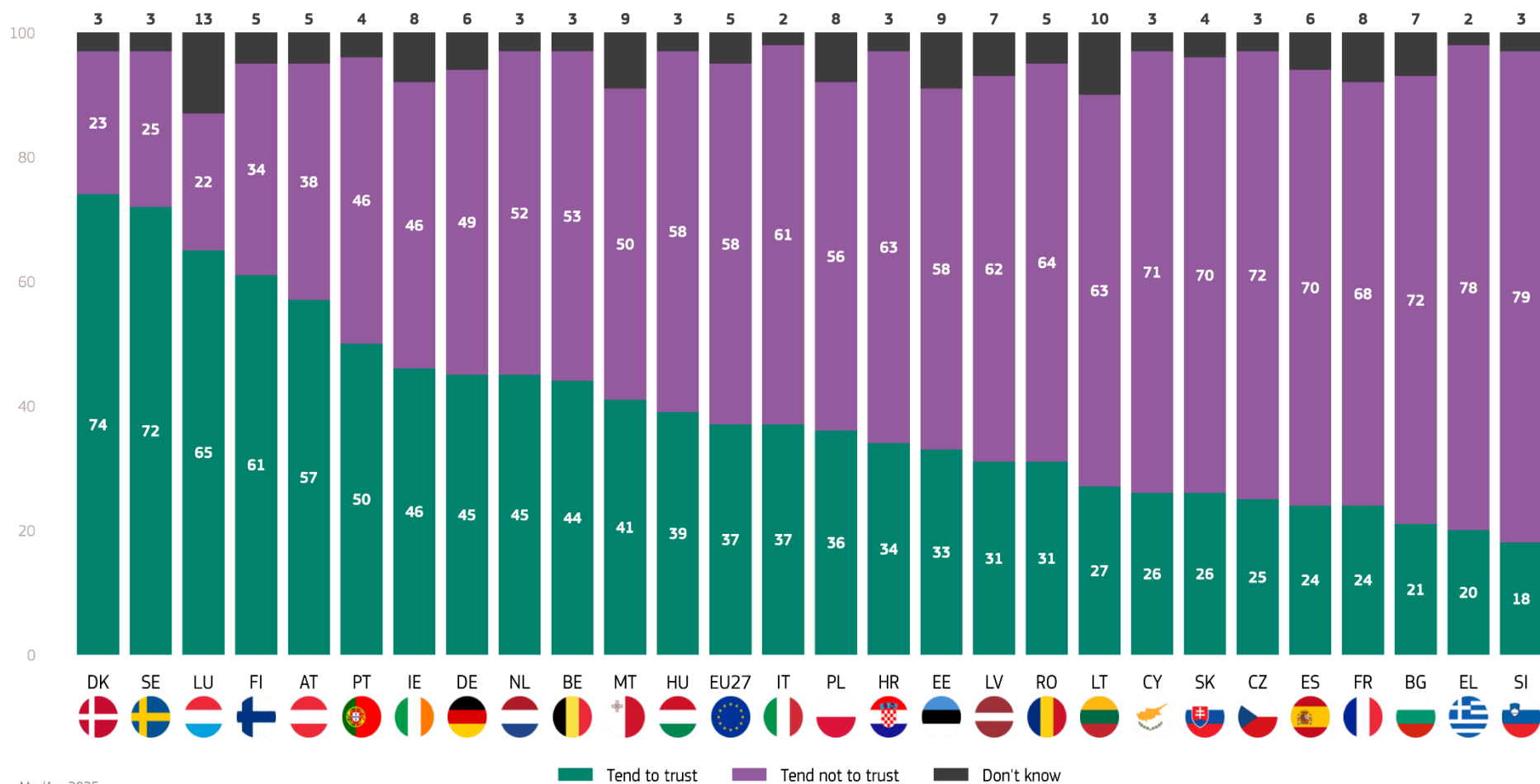
QA6.10: How much trust do you have in certain institutions? For each of the following institutions, do you tend to trust it or tend not to trust it? - The (NATIONALITY) Government (%)



Mar/Apr 2025

## Levels of confidence in the national parliament vary considerably from country to country, ranging from 74% in Denmark to 18% in Slovenia.

QA6.11: How much trust do you have in certain institutions? For each of the following institutions, do you tend to trust it or tend not to trust it? - The (NATIONALITY PARLIAMENT) (%)

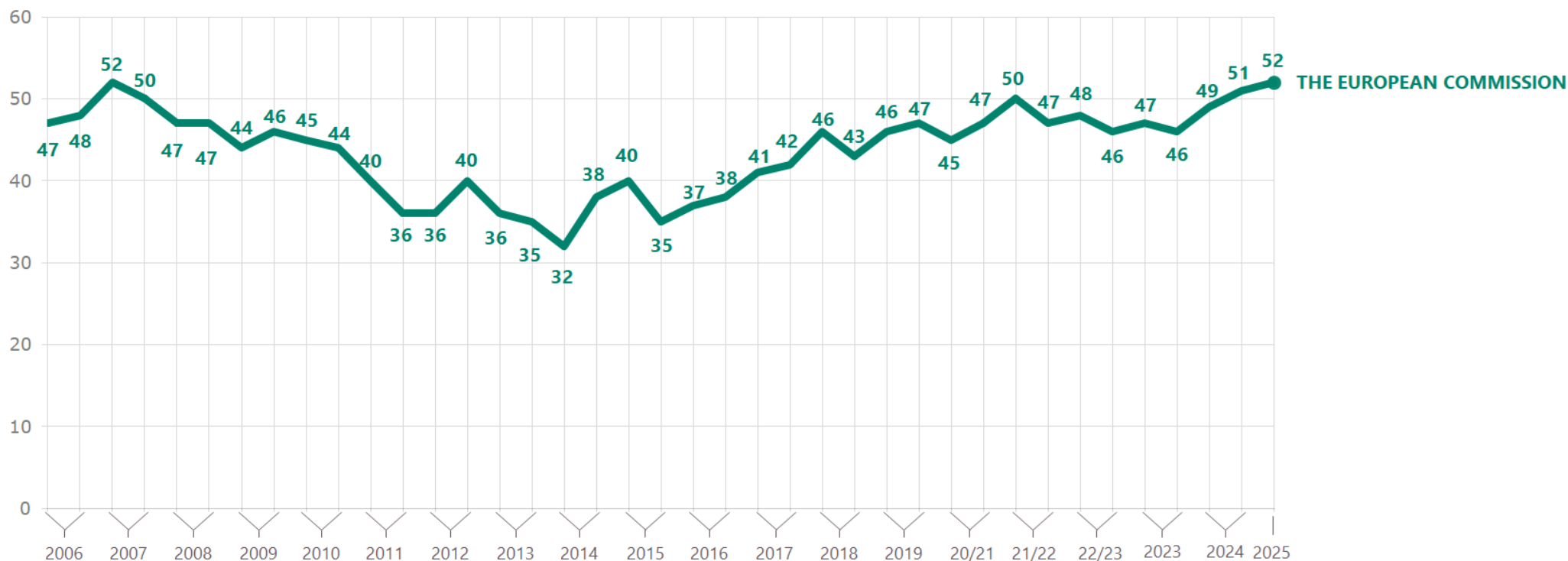


Mar/Apr 2025

**More than half of respondents trust the European Commission (52%). After another increase since autumn 2024 (+1 pp), it has reached its highest level since 2007.**

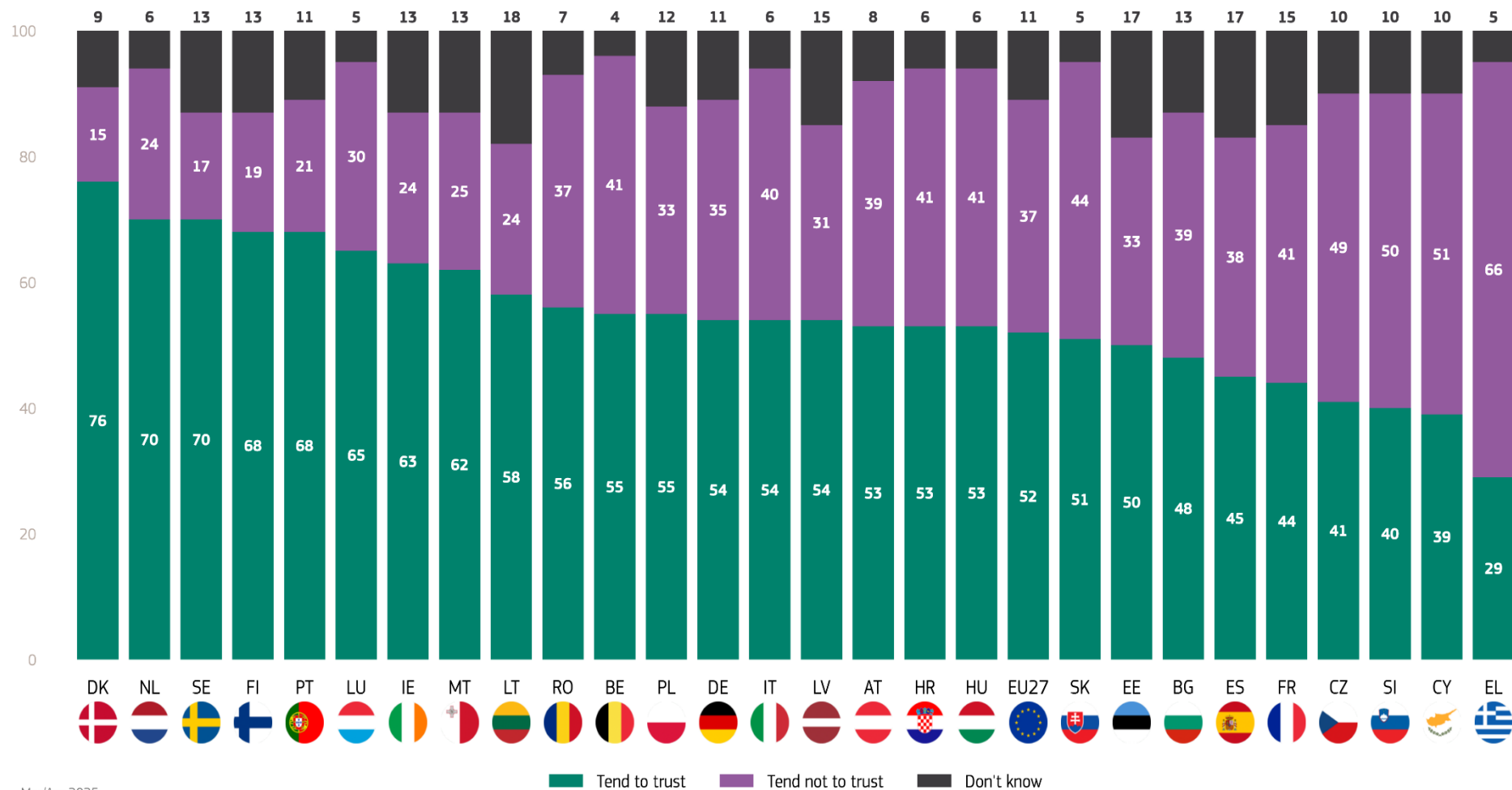
**QA10** And do you tend to trust or tend not to trust these European institutions?

(% - EU - TEND TO TRUST)



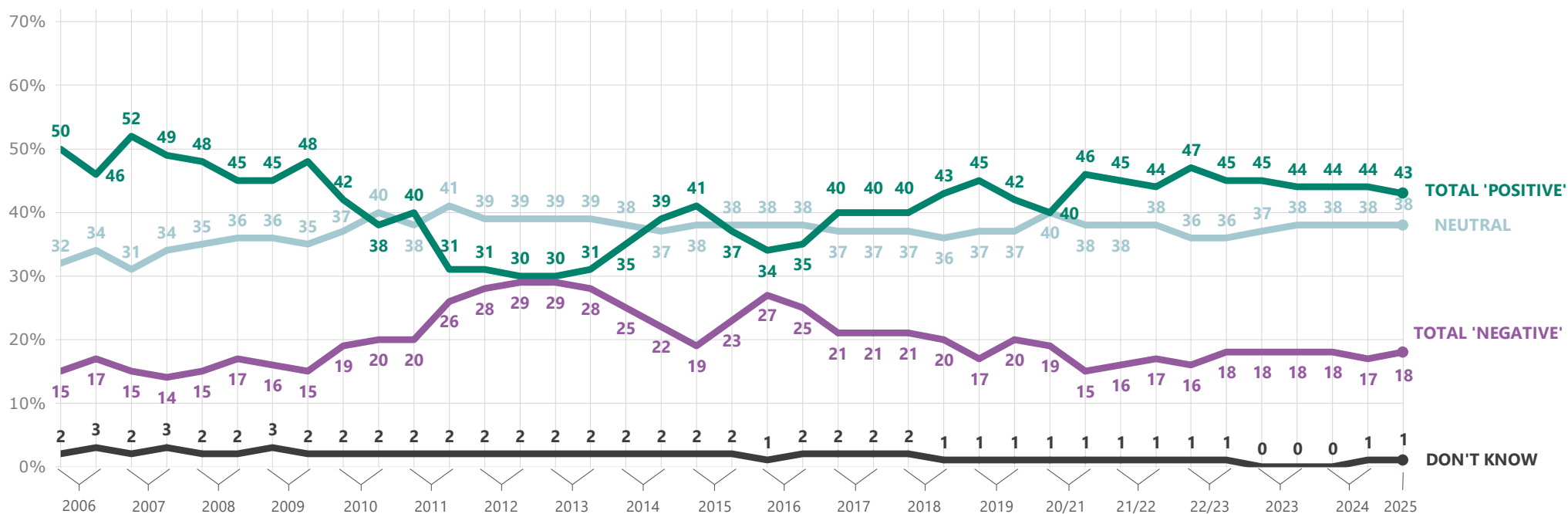
**In 23 Member States, a majority of respondents trust the European Commission, with the highest levels seen in Denmark (76%), the Netherlands and Sweden (both 70%).**

QA10.2: Please tell if you tend to trust or tend not to trust these European institutions? - The European Commission (%)































## The positive image of the EU remains more or less stable, at 43% (-1 pp since autumn 2024).

**D78** In general, does the EU conjure up for you a very positive, fairly positive, neutral, fairly negative or very negative image?  
(% - EU)



## Positive views of the EU have increased the most in Malta (54%, +14 pp); most important decreases are observed in Poland (52%, -7 pp) and Croatia (43%, -7 pp).

D78: In general, does the EU conjure up for you a very positive, fairly positive, neutral, fairly negative or very negative image? (%)

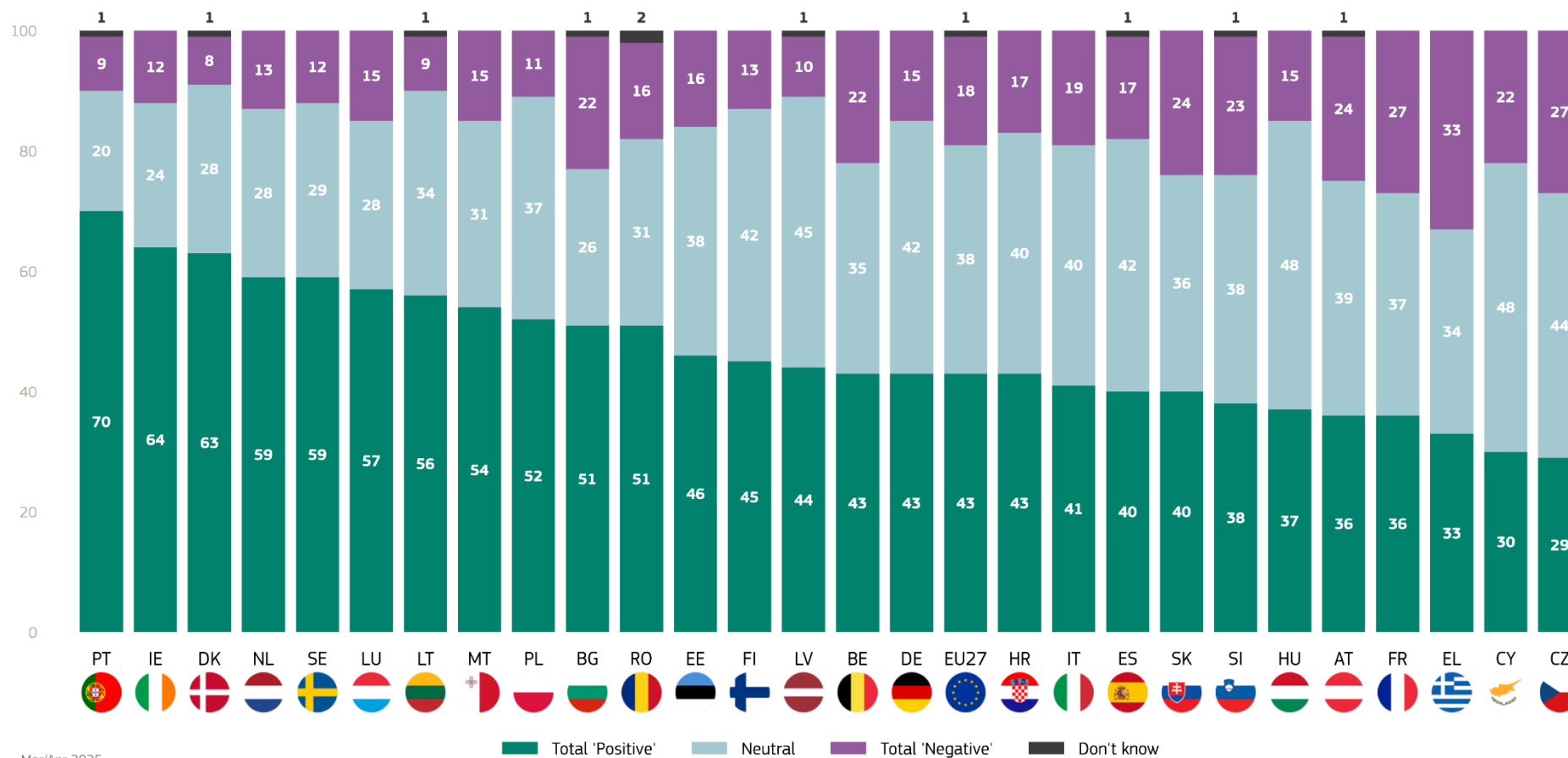
		EU27	MT	DK	SE	NL	CZ	DE	LU	PT	EE	EL	ES	FI	FR	HU	IE	SI	SK	BG	CY	AT	LV	RO	LT	IT	BE	HR	PL
																													
Total 'Positive'	Mar/Apr 2025	43	54	63	59	59	29	43	57	70	46	33	40	45	36	37	64	38	40	51	30	36	44	51	56	41	43	43	52
	Δ Oct/Nov 2024	▼1	▲14	▲5	▲4	▲3	▲2	▲2	▲2	▲2	▲1	▲1	▲1	▲1	▲1	=	=	=	=	▼1	▼1	▼2	▼2	▼2	▼3	▼4	▼5	▼7	▼7
Neutral	Mar/Apr 2025	38	31	28	29	28	44	42	28	20	38	34	42	42	37	48	24	38	36	26	48	39	45	31	34	40	35	40	37
	Δ Oct/Nov 2024	=	▼17	▼3	▼2	▼4	=	▼1	▲2	▼4	▼2	▼1	▼2	▼1	▼2	▲2	=	▼2	▼4	▼2	▲3	▲2	▲1	▼1	▼1	▲2	▼2	▲3	▲4
Total 'Negative'	Mar/Apr 2025	18	15	8	12	13	27	15	15	9	16	33	17	13	27	15	12	23	24	22	22	24	10	16	9	19	22	17	11
	Δ Oct/Nov 2024	▲1	▲3	▼2	▼2	▲1	▼2	▼1	▼4	▲2	▲2	=	▲1	=	▲2	▼2	=	▲1	▲4	▲3	▼1	▼1	▲1	▲3	▲3	▲2	▲7	▲4	▲3
Don't know	Mar/Apr 2025	1	0	1	0	0	0	0	0	1	0	0	1	0	0	0	0	1	0	1	0	1	1	2	1	0	0	0	0
	Δ Oct/Nov 2024	=	=	=	=	=	=	=	=	=	▼1	=	=	=	▼1	=	=	▲1	=	=	▼1	▲1	=	=	▲1	=	=	=	=

Mar/Apr 2025



**The highest proportions of 'positive image' can be observed in Portugal (70%), Ireland (64%) and Denmark (63%), while the lowest are found in Greece (33%), Cyprus (30%) and Czechia (29%). Greece is the only country where positive and negative views are at the same level.**

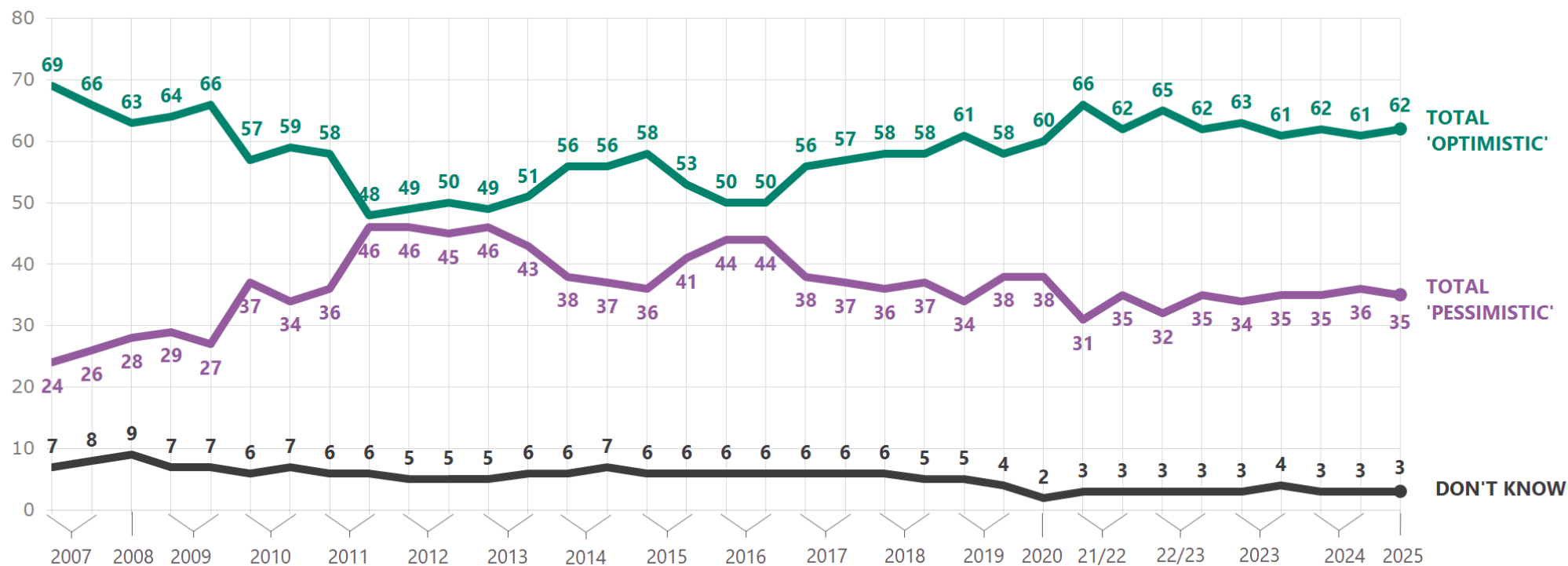
D78: In general, does the EU conjure up for you a very positive, fairly positive, neutral, fairly negative or very negative image? (%)



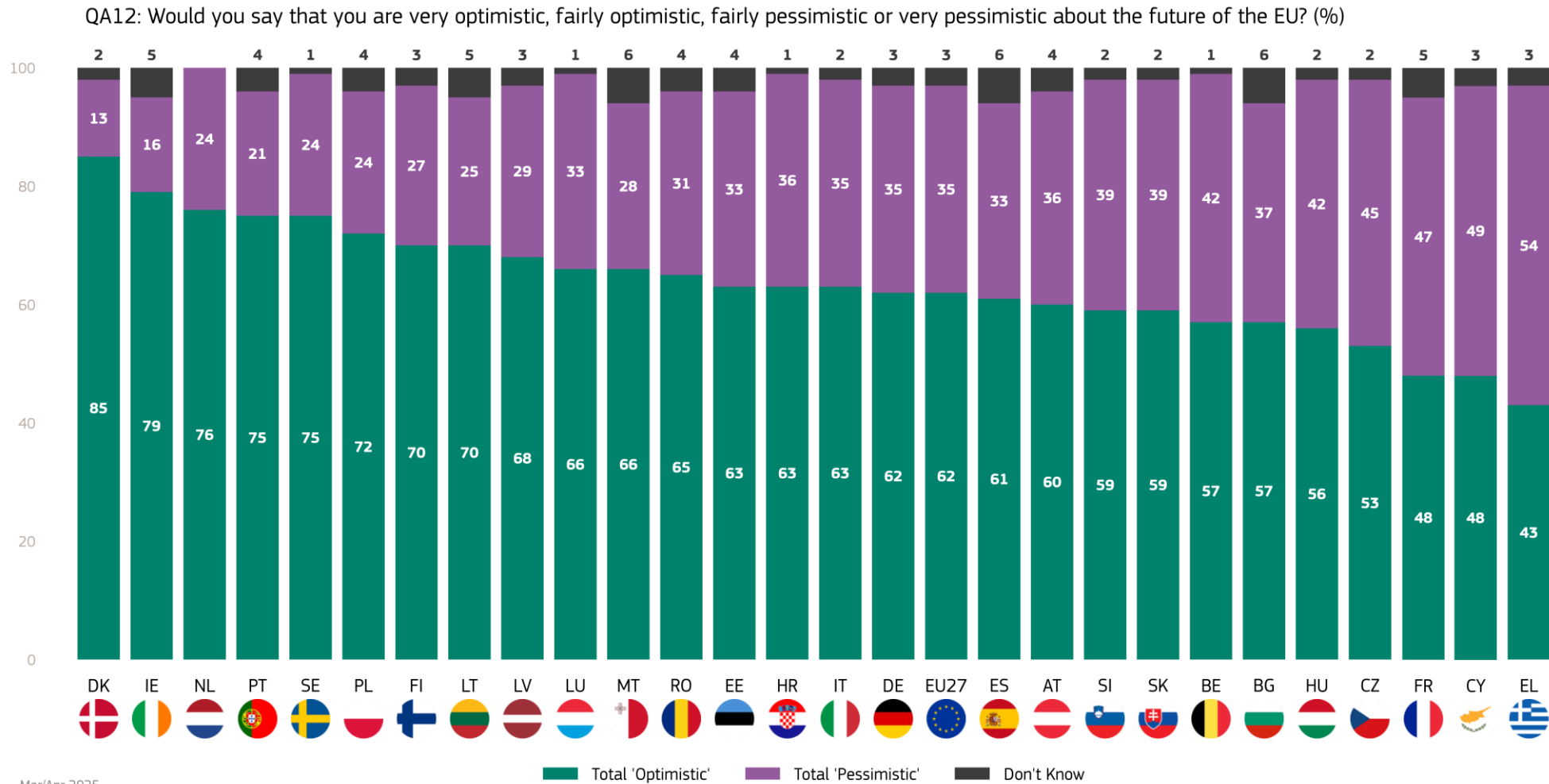
Mar/Apr 2025

## Optimism about the future of the EU remains at a high level (62%), with a one percentage point more than in autumn 2024.

**QA12** Would you say that you are very optimistic, fairly optimistic, fairly pessimistic or very pessimistic about the future of the EU?  
(% - EU)

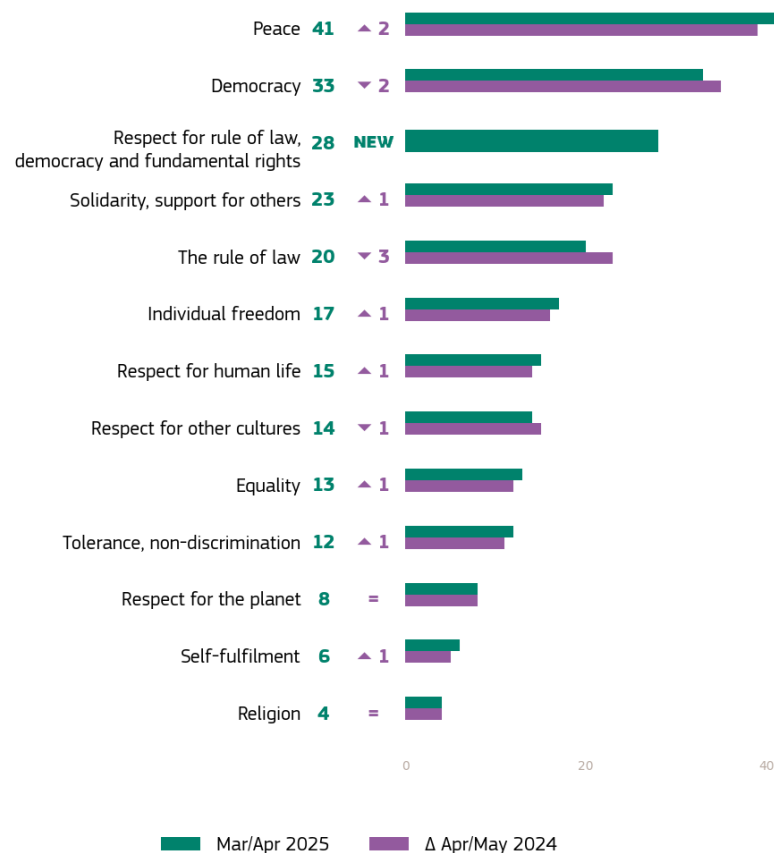


## Levels of optimism about the future of the EU vary considerably between countries, ranging from 85% in Denmark to 43% in Greece.



**Peace is seen as the value that best represents the EU (41%, +2 pp since autumn 2024). It is followed by democracy (33%, -2 pp) and respect for the rule of law, democracy, and fundamental rights (28%, new item).**

QC6: In the following list, which values best represent the EU?  
(MAX. 3 ANSWERS) (EU27) (%)



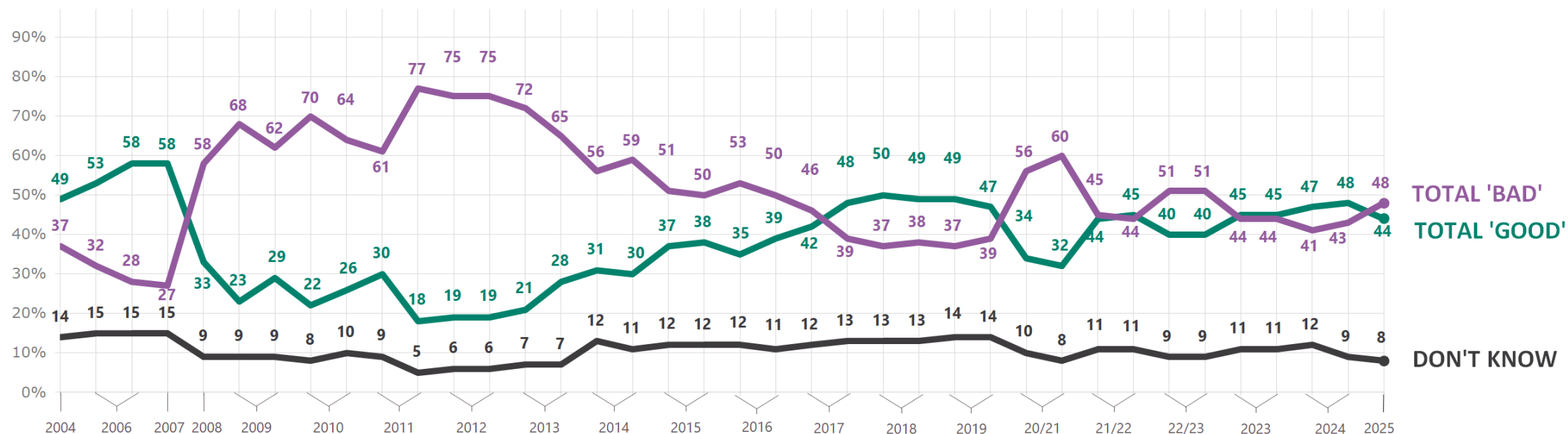
# 2

## The economic situation

**Positive perceptions of the current state of the European economy have dropped to 44% (-4 pp), while negative views have risen to 48% (+5 pp) since autumn 2024.**

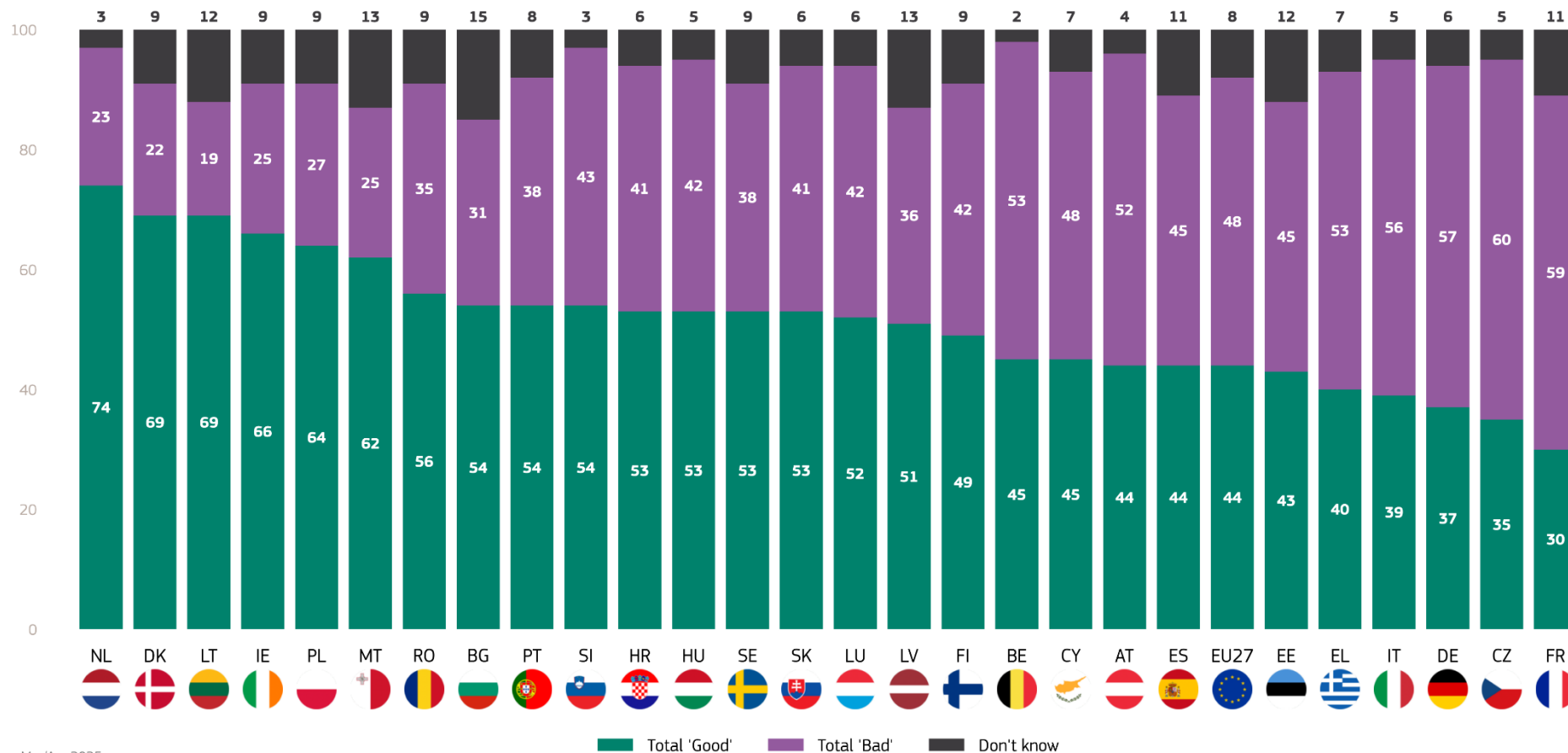
**QA1.3** How would you judge the current situation in each of the following?

**The situation of the European economy (% - EU)**



## In 17 countries, more respondents judge the current situation of the European economy to be 'good' rather than 'bad'.

QA1.3: How would you judge the current situation in each of the following? - The situation of the European economy (%)

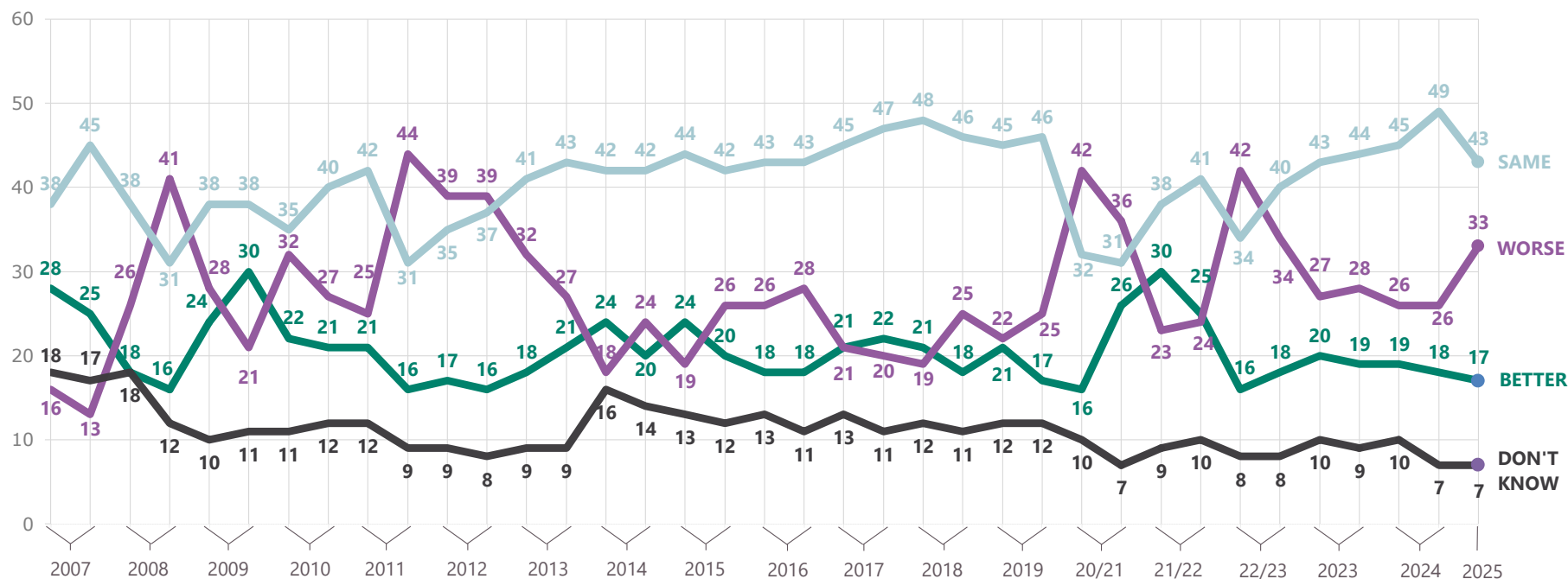


Mar/Apr 2025

## Expectations that the economic situation in the EU will get 'worse' over the next twelve months have increased (33%, +7 pp) since autumn 2024.

**QA2.7** What are your expectations for the next twelve months: will the next twelve months be better, worse or the same, when it comes to...

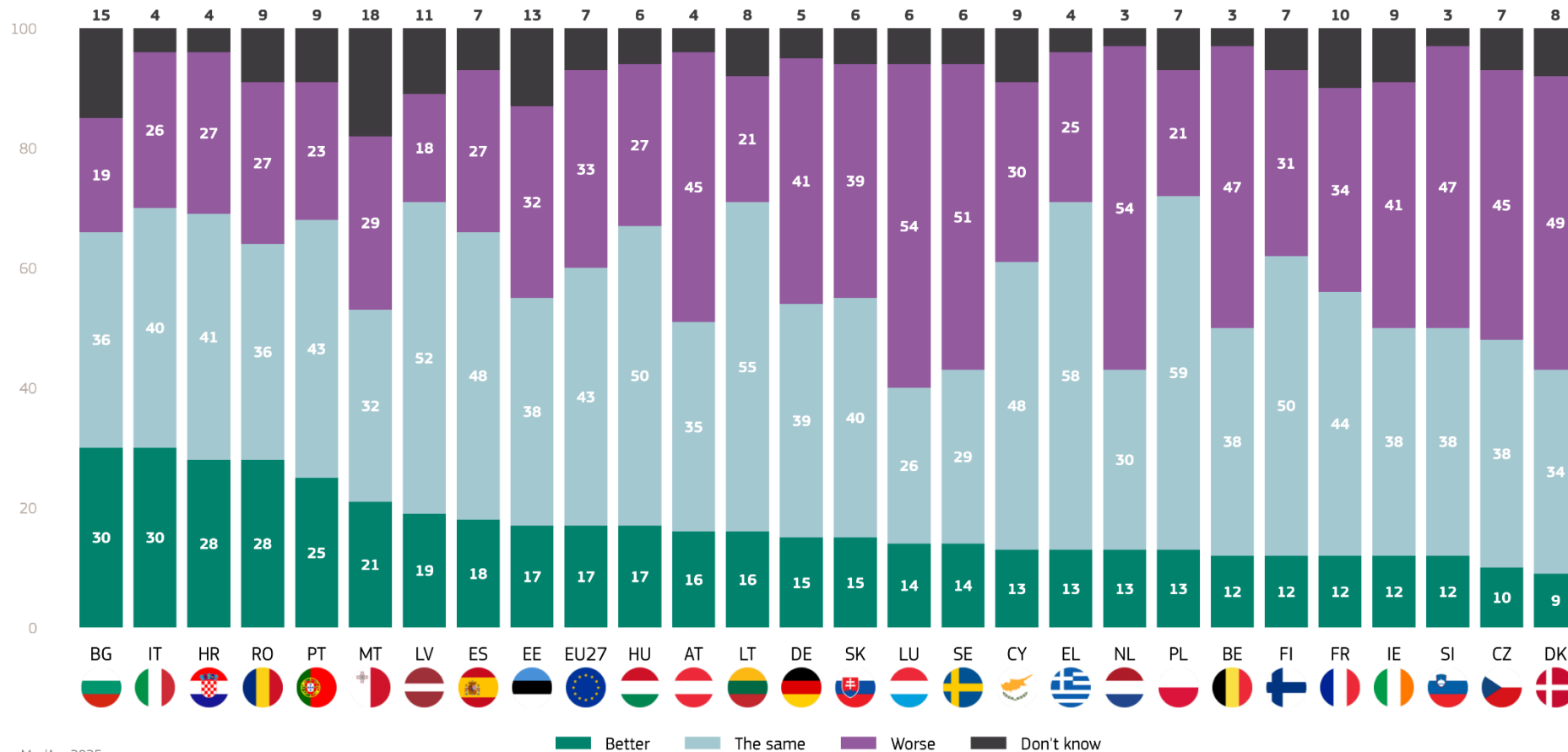
**The economic situation in the EU (% - EU)**





## In ten Member States, a majority of respondents expect the economic situation in the EU to become worse over the next twelve months.

QA2.7: What are your expectations for the next twelve months: will the next twelve months be better, worse or the same, when it comes to...? - The economic situation in the EU (%)

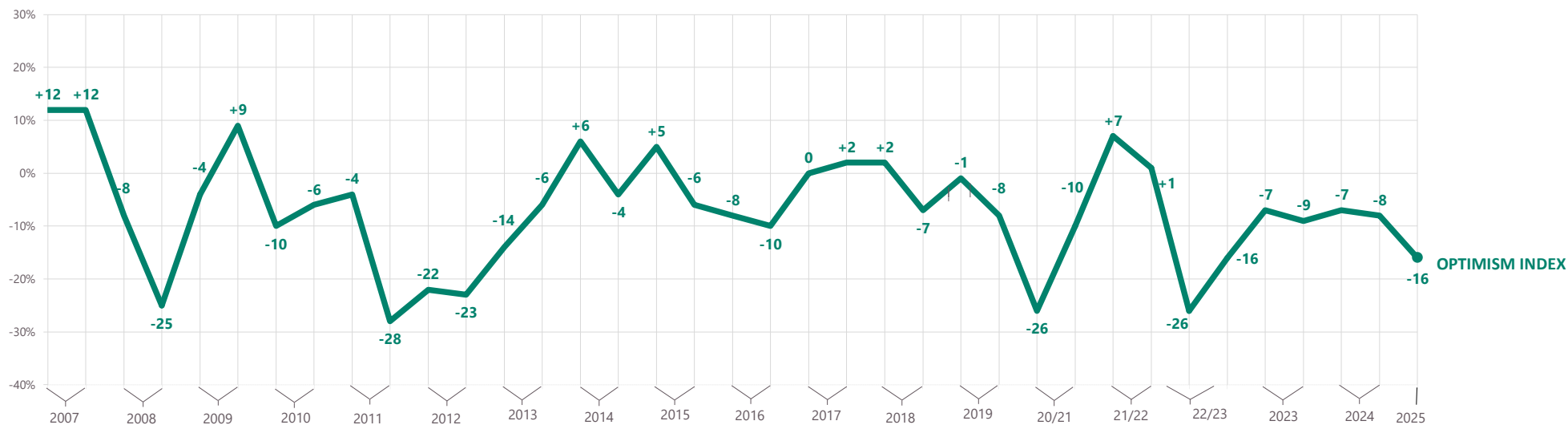


Mar/Apr 2025

## The optimism index (-16) regarding expectations for the economic situation in the EU over the next twelve months has decreased by 8 index points since autumn 2024.

**QA2.7** What are your expectations for the next twelve months: will the next twelve months be better, worse or the same, when it comes to...?

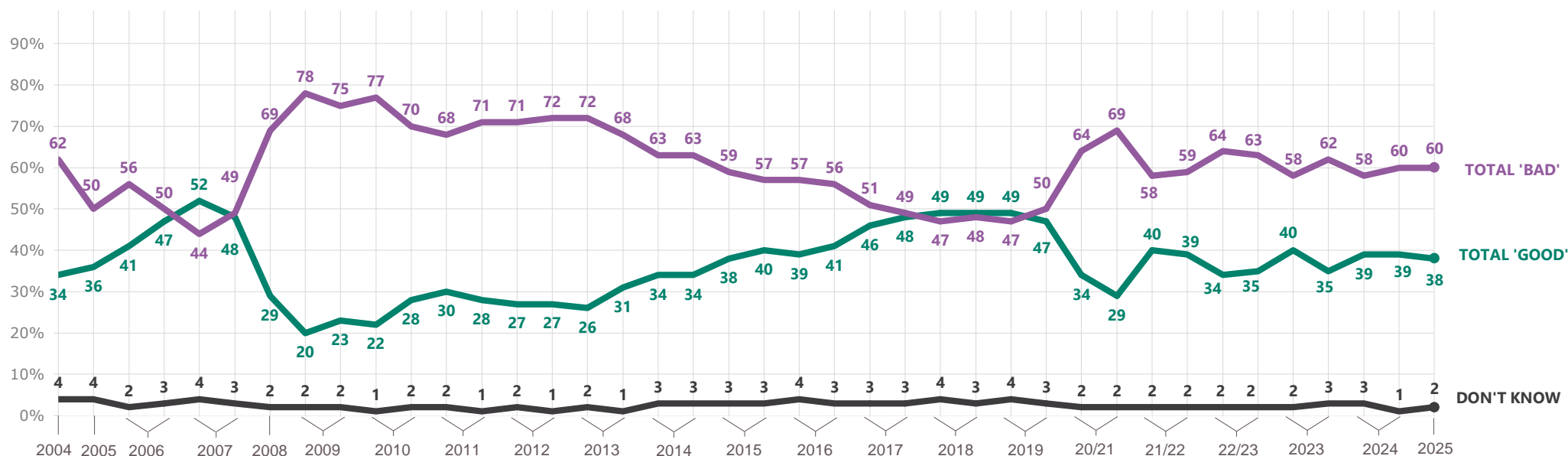
**The economic situation in the EU (EU - OPTIMISM INDEX (BETTER - WORSE))**



## The perception of the national economy as 'good' has slightly decreased since autumn 2024 (38%, -1 pp).

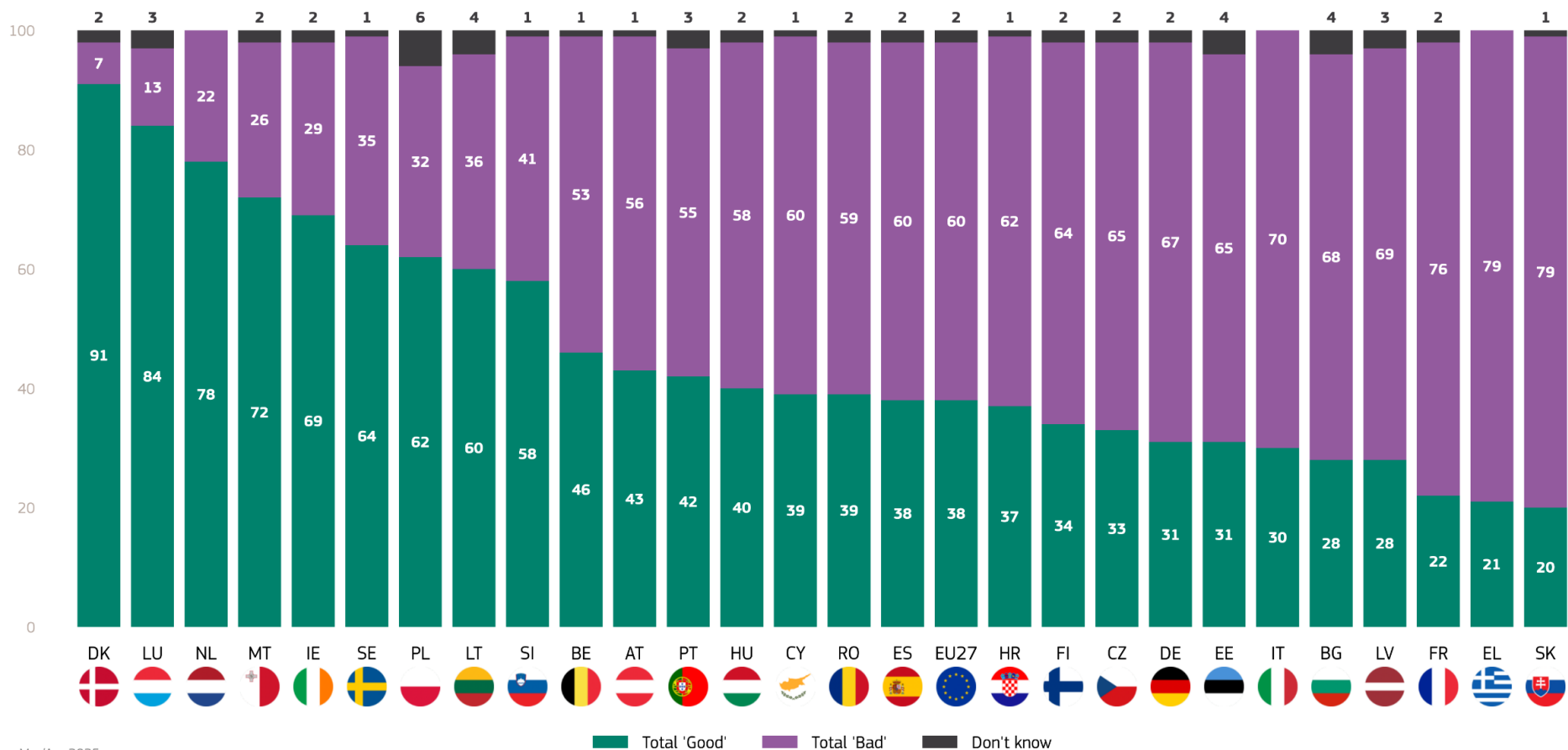
QA1.2 How would you judge the current situation in each of the following?

The situation of the (NATIONALITY) economy (% - EU)



The perception of the national economy's situation varies considerably between countries: just over nine in ten respondents judge it as 'good' in Denmark (91%), compared to two in ten in Slovakia (20%).

QA1.2: How would you judge the current situation in each of the following? - The situation of the (NATIONALITY) economy (%)

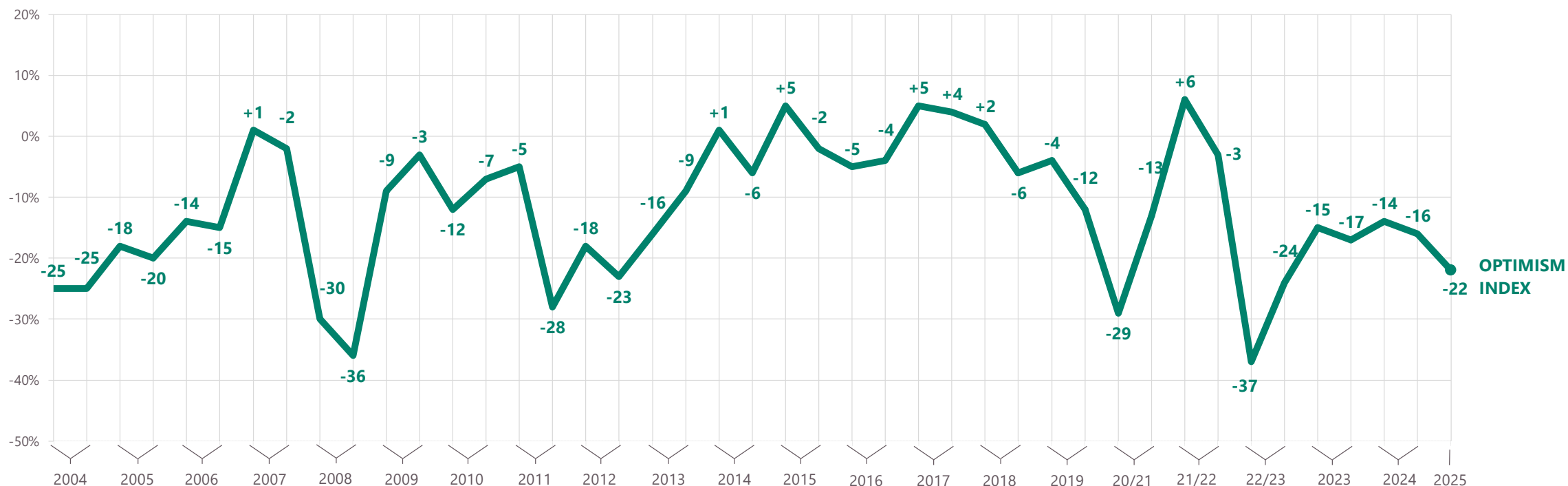


Mar/Apr 2025

## The optimism index (-22) regarding expectations for the national economic situation over the next twelve months has decreased by 6 index points since autumn 2024.

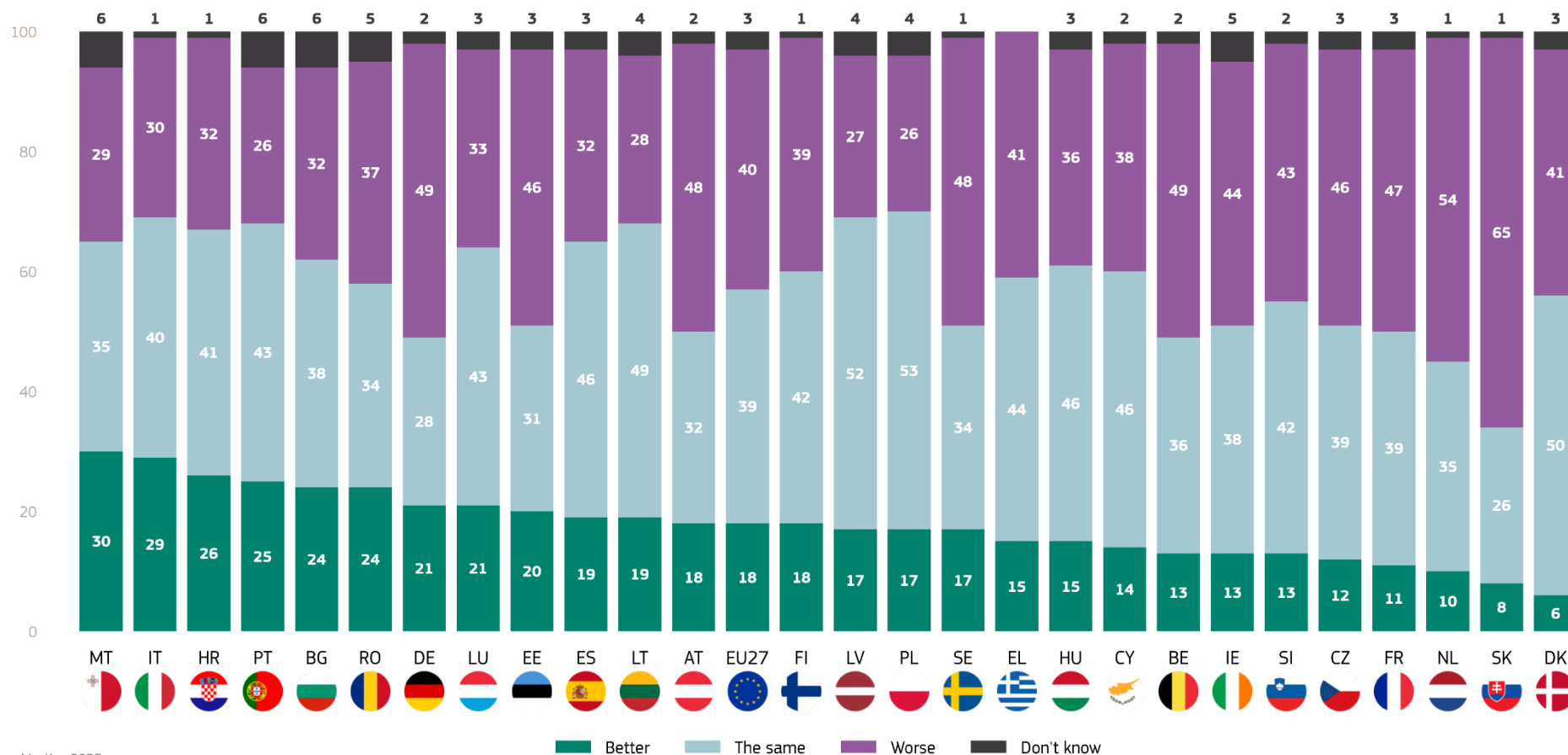
**QA2.3** What are your expectations for the next twelve months: will the next twelve months be better, worse or the same, when it comes to...?

**The economic situation in (OUR COUNTRY) (EU - OPTIMISM INDEX (BETTER - WORSE))**



## In 15 Member States, a majority of respondents expect their country's economic situation to remain the same over the next twelve months.

QA2.3: What are your expectations for the next twelve months: will the next twelve months be better, worse or the same, when it comes to...? - The economic situation in (OUR COUNTRY) (%)

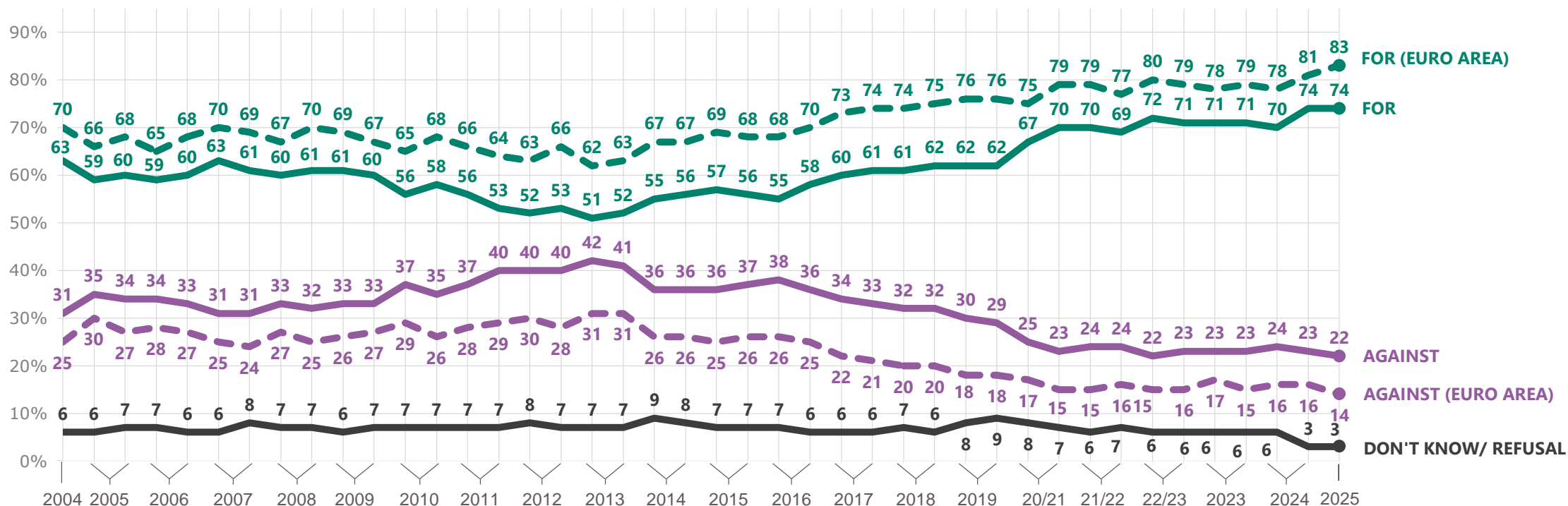


Mar/Apr 2025

## 83% of respondents in the Euro area support an Economic and Monetary Union with a single currency - the euro (+2 pp) since autumn 2024, marking the highest rate on this indicator.

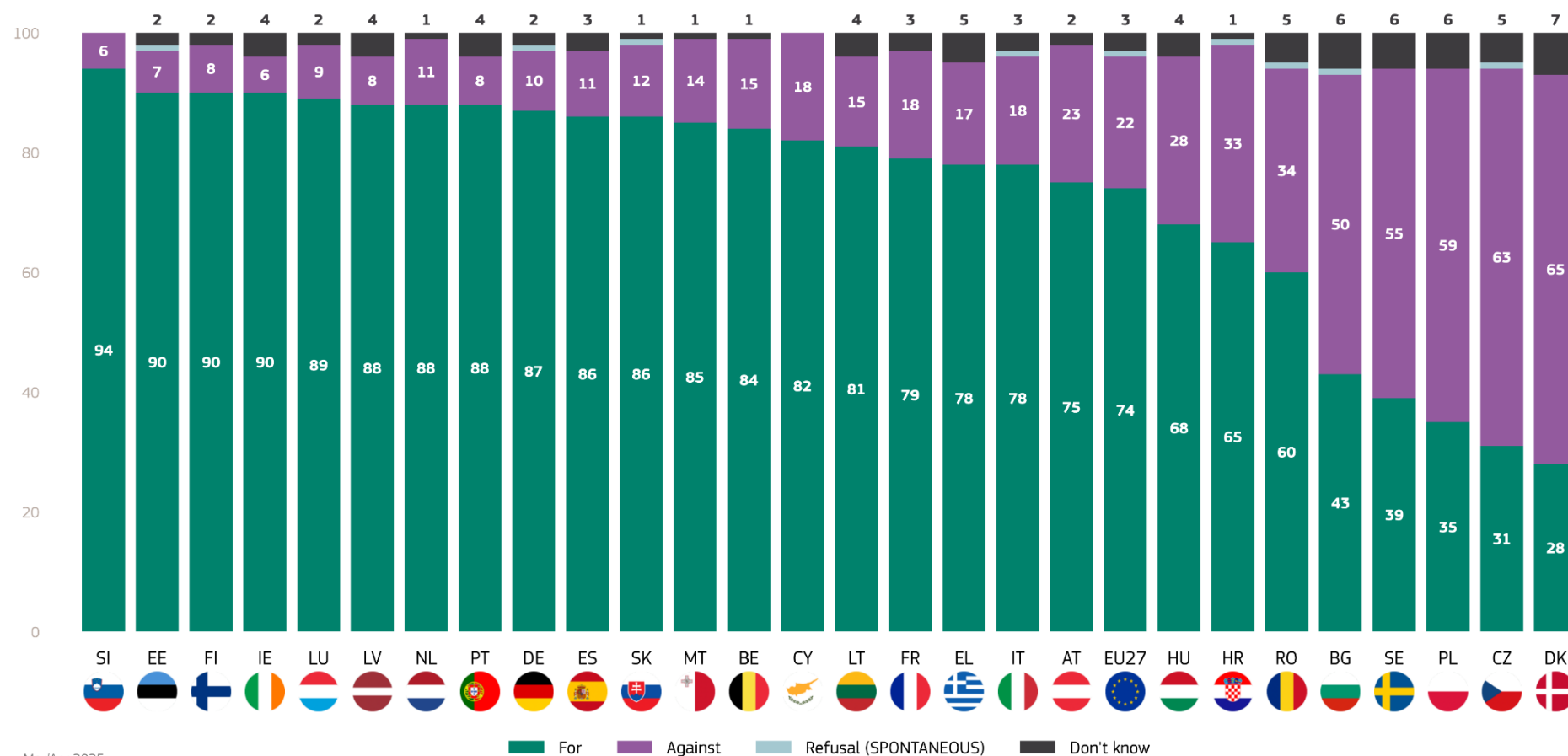
**QB3.1** What is your opinion on each of the following statements? Please tell for each statement, whether you are for it or against it.

**A European economic and monetary union with one single currency, the euro (% - EU)**



## In 22 Member States (all 20 euro-area countries, as well as Hungary and Romania), a majority of respondents support an Economic and Monetary Union with a single currency – the euro.

QB3.1: What is your opinion on each of the following statements? Please tell for each statement, whether you are for it or against it. – A European economic and monetary union with one single currency, the euro (%)



Mar/Apr 2025



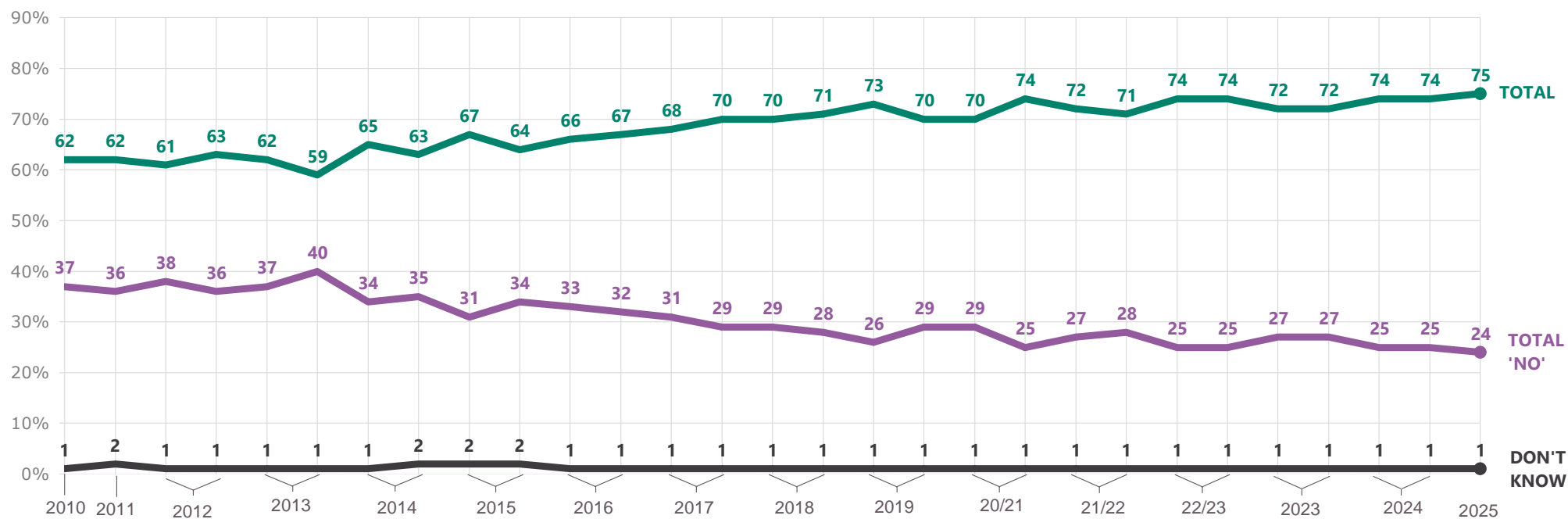
# 3

## EU citizenship

**At 75% (+1 pp since autumn 2024), the feeling of being a citizen of the EU is at its highest level in the last 15 years.**

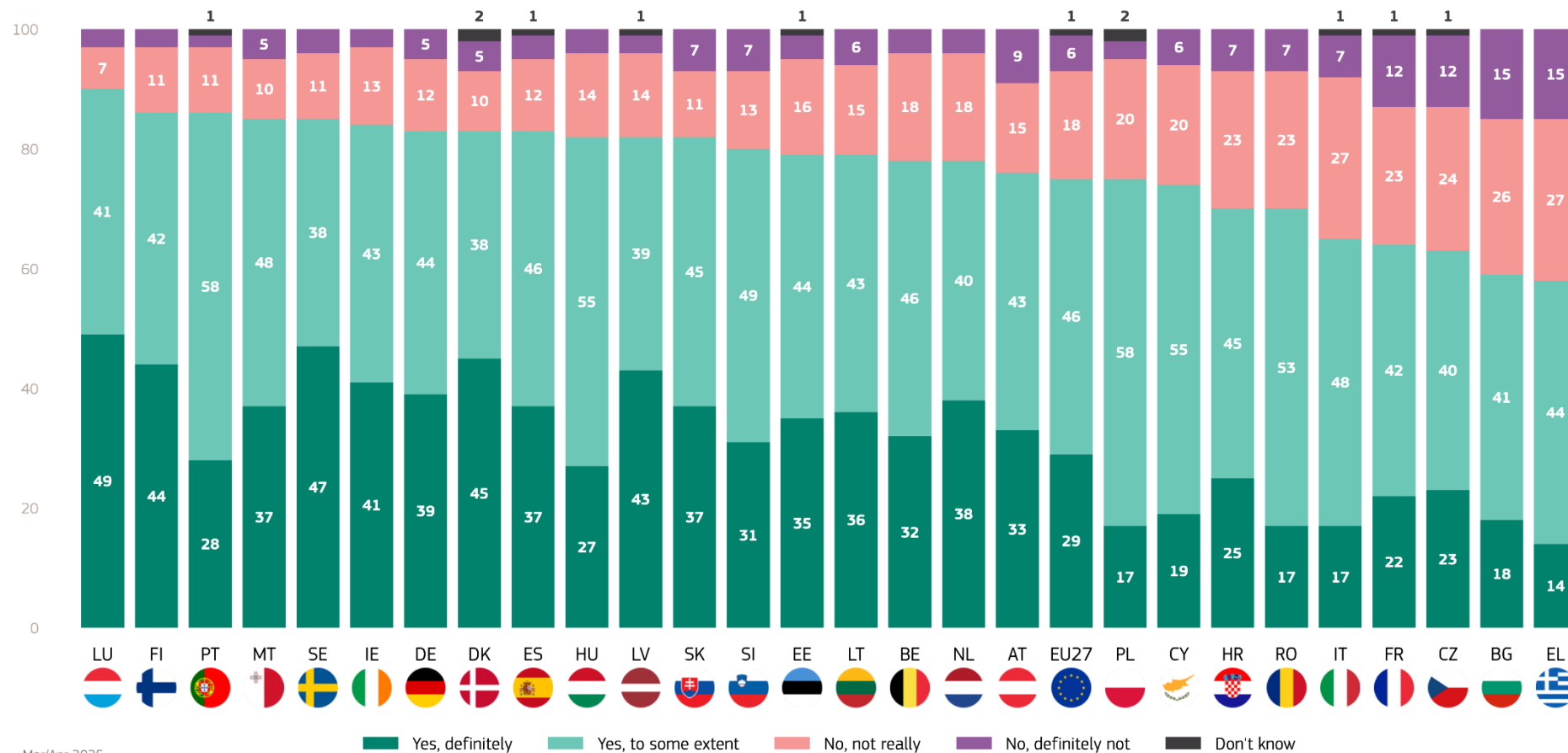
**QC2.1** For each of the following statements, please tell to what extent it corresponds or not to your own opinion.

**You feel you are a citizen of the EU (% - EU)**



**In all Member States, a majority of respondents feel they are citizens of the EU, with the highest levels observed in Luxembourg (90%) as well as in Finland and Portugal (both 86%).**

QC2.1: For each of the following statements, please tell to what extent it corresponds or not to your own opinion. – You feel you are a citizen of the EU (%)



Mar/Apr 2025


**The majority of respondents agree that people in their country have a lot of things in common (82%, =), that people in the EU have a lot of things in common (64%, -1 pp), and that people in Europe have a lot of things in common (63%).**

QC4: For each of the following statements, please tell whether you totally agree, tend to agree, tend to disagree or totally disagree. (%)

People in (OUR COUNTRY) have a lot of things in common



People in the EU have a lot of things in common



People in Europe have a lot of things in common

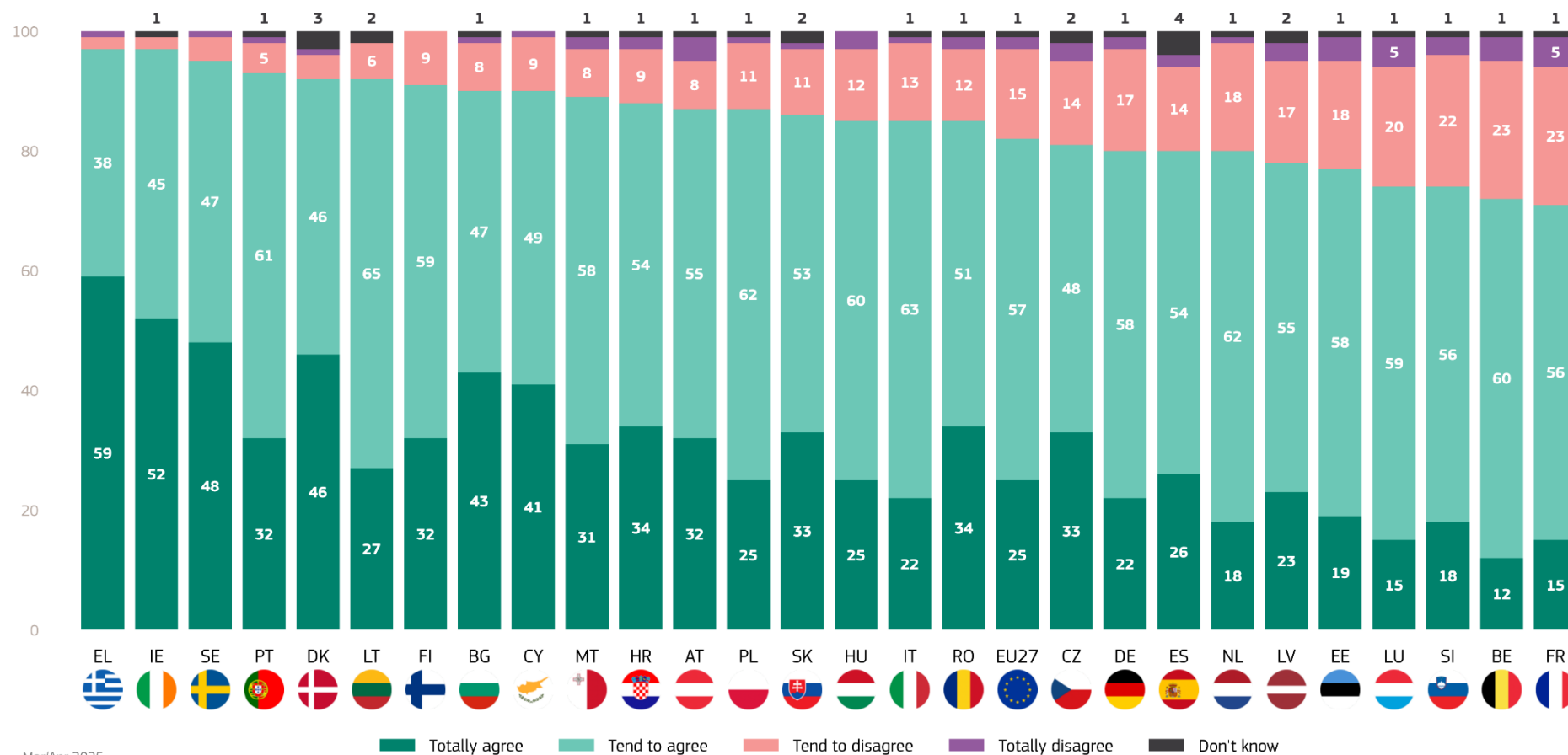


■ Totally agree  
■ Tend to agree  
■ Tend to disagree  
■ Totally disagree  
■ Don't know

Mar/Apr 2025

## In nine Member States, at least nine out of ten respondents agree that people in their country have a lot of things in common.

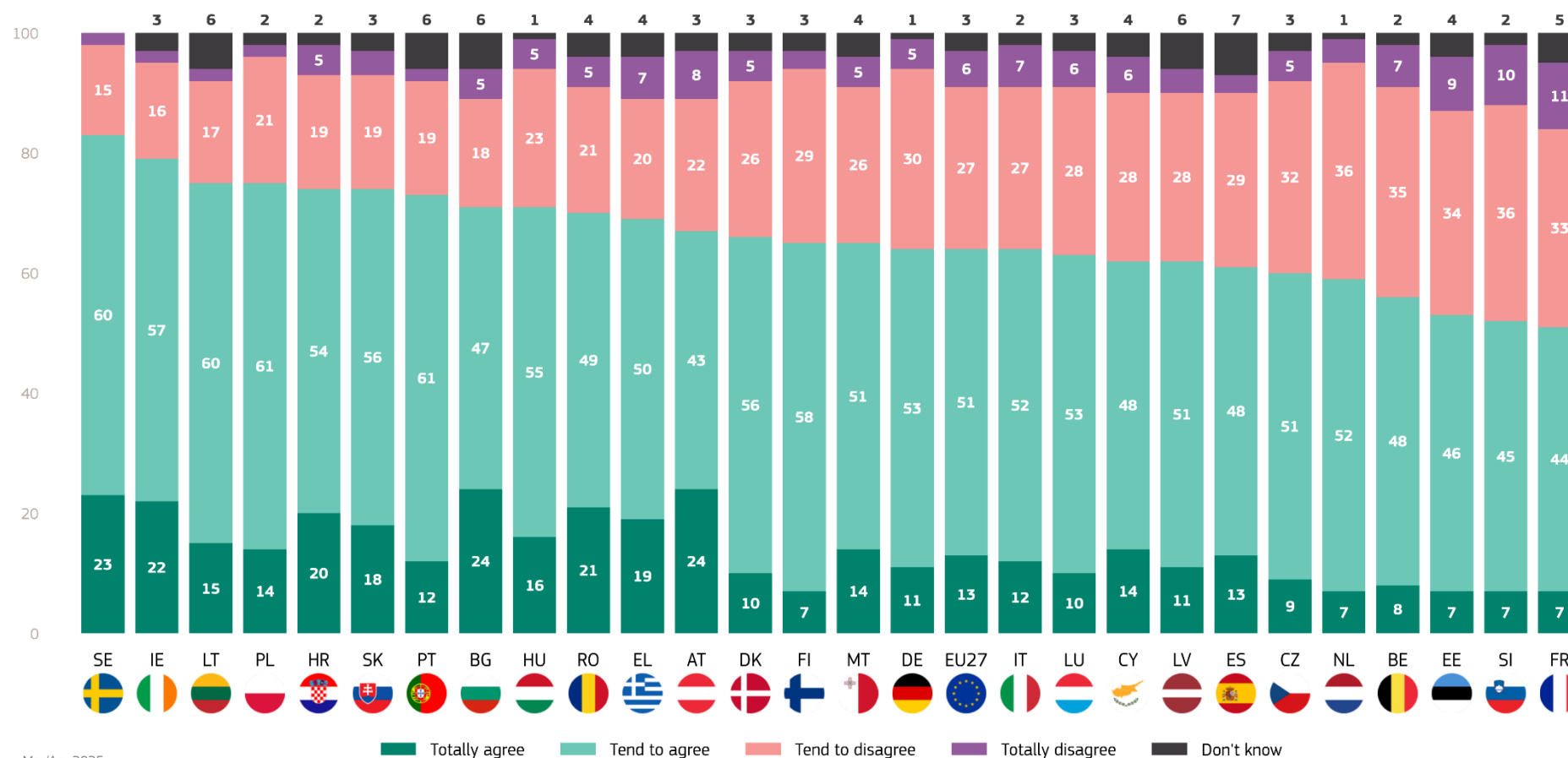
QC4.1: For each of the following statements, please tell whether you totally agree, tend to agree, tend to disagree or totally disagree. - People in (OUR COUNTRY) have a lot of things in common (%)



Mar/Apr 2025

## In all Member States, a majority of respondents agree that people in the EU have a lot of things in common, from 83% in Sweden to 51% in France.

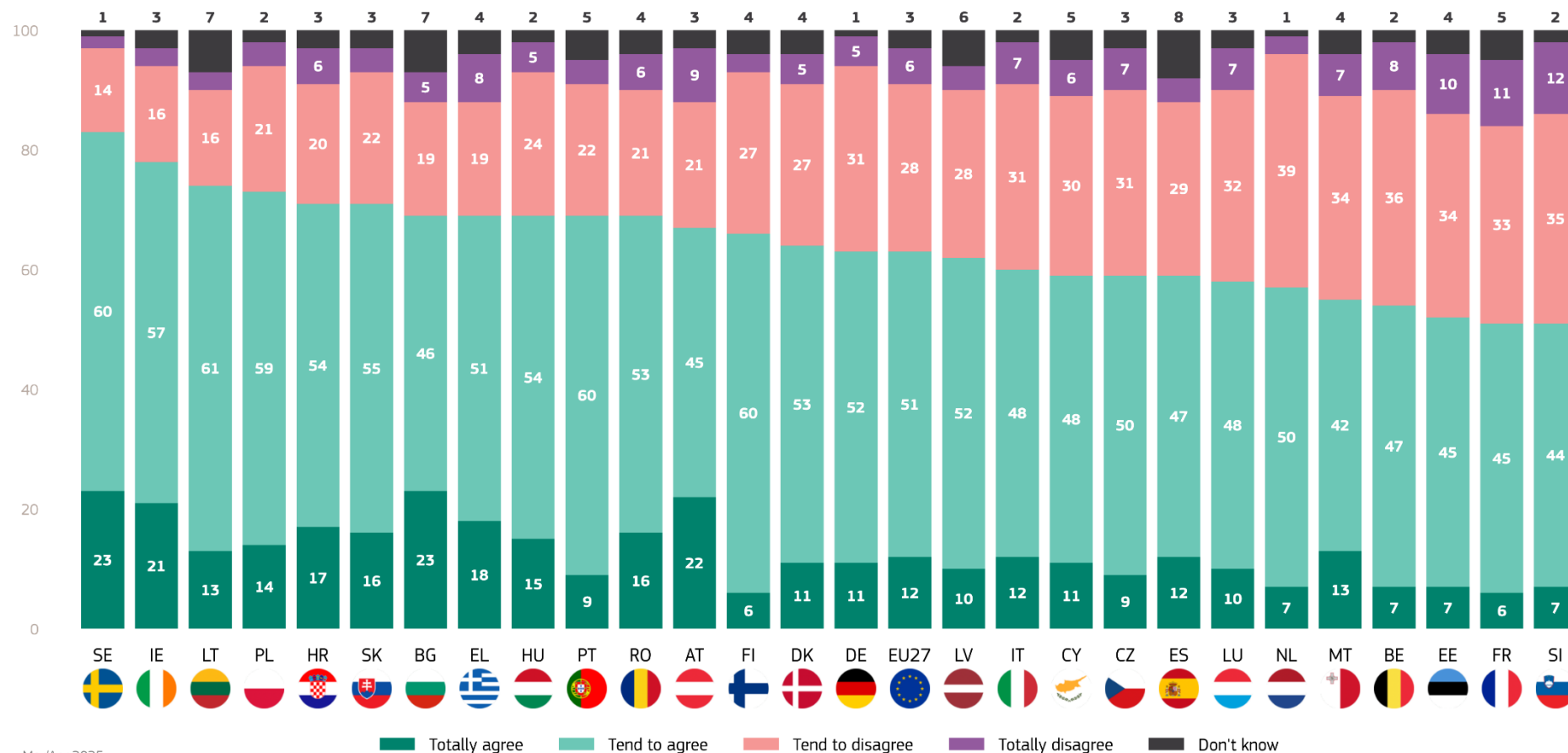
QC4.2: For each of the following statements, please tell whether you totally agree, tend to agree, tend to disagree or totally disagree. - People in the EU have a lot of things in common (%)



Mar/Apr 2025

## In all Member States, a majority of respondents agree that people in Europe have a lot of things in common, with the highest levels observed in Sweden (83%), Ireland (78%) and Lithuania (74%).

QC4.3: For each of the following statements, please tell whether you totally agree, tend to agree, tend to disagree or totally disagree. - People in Europe have a lot of things in common (%)



Mar/Apr 2025

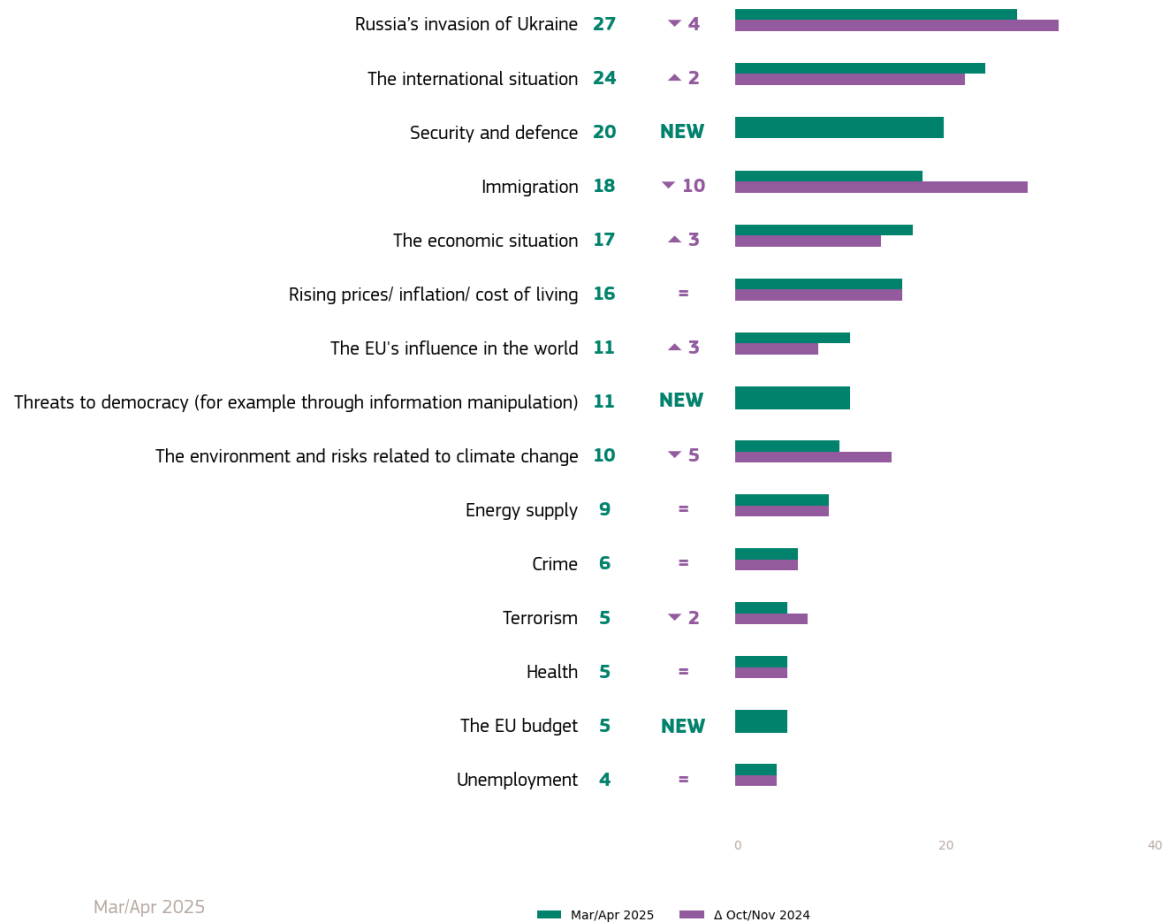
# 4

## The main concerns of Europeans



## Russia's invasion of Ukraine is considered the most important issue facing the EU at the moment (27%, -4 pp since autumn 2024).

QA5: What do you think are the two most important issues facing the EU at the moment?  
(MAX. 2 ANSWERS) (EU27) (%)































Mar/Apr 2025

Mar/Apr 2025 Δ Oct/Nov 2024

## Russia's invasion of Ukraine is considered the most important issue in 16 Member States and ranks among the top three answers in nine other Member States.

QA5: What do you think are the two most important issues facing the EU at the moment? (MAX. 2 ANSWERS) (%)

	EU27	BE	BG	CZ	DK	DE	EE	IE	EL	ES	FR	HR	IT	CY	LV	LT	LU	HU	MT	NL	AT	PL	PT	RO	SI	SK	FI	SE
																												
Russia's invasion of Ukraine	27	24	23	30	37	29	30	36	25	29	28	34	19	24	27	27	25	27	35	26	19	24	45	26	36	32	41	38
The international situation	24	21	26	25	38	23	30	20	27	30	23	27	26	17	25	28	27	21	24	28	24	18	11	20	26	23	27	25
Security and defence	20	16	14	19	31	24	29	13	16	18	16	21	15	8	21	30	18	10	22	33	14	27	15	18	21	18	27	21
Immigration	18	19	26	20	7	27	10	26	22	15	15	12	15	42	18	14	14	23	16	17	20	19	18	8	16	13	11	5
The economic situation	17	21	12	17	9	15	17	13	25	20	18	13	21	25	23	17	20	19	9	9	22	10	20	14	16	12	13	12
Rising prices/ inflation/ cost of living	16	16	11	16	8	13	10	22	10	12	19	23	22	20	17	10	18	14	12	11	14	20	13	15	11	14	6	6
The EU's influence in the world	11	12	12	8	17	11	12	9	14	10	11	11	9	2	8	14	13	10	8	15	12	7	15	10	9	11	19	18
Threats to democracy (for example through information manipulation)	11	12	8	5	19	17	10	9	3	10	8	8	9	3	8	8	13	10	11	22	10	8	4	11	7	10	19	29
The environment and risks related to climate change	10	10	8	4	17	8	4	7	9	5	12	10	12	4	3	5	7	10	9	14	14	7	10	9	6	9	10	25
Energy supply	9	8	15	13	6	9	15	9	15	4	5	8	14	7	5	4	8	14	8	7	9	8	3	11	10	20	5	8
Crime	6	8	6	2	1	5	2	5	6	5	10	4	5	10	2	3	9	6	5	3	8	5	4	10	8	5	4	3
Terrorism	5	5	7	7	2	4	3	5	8	4	6	5	5	9	4	5	4	7	7	3	7	4	7	8	6	4	4	2
Health	5	5	5	3	1	2	3	8	3	5	6	6	5	6	5	3	4	7	8	1	6	9	10	10	3	3	1	1
The EU budget	5	9	7	11	2	4	5	3	6	4	7	5	4	2	5	5	3	10	5	3	7	3	5	6	4	9	4	3
Unemployment	4	4	4	2	1	2	3	3	4	6	4	4	9	6	3	1	3	2	3	2	6	3	4	4	2	3	3	2

1st Most Frequently Mentioned Item

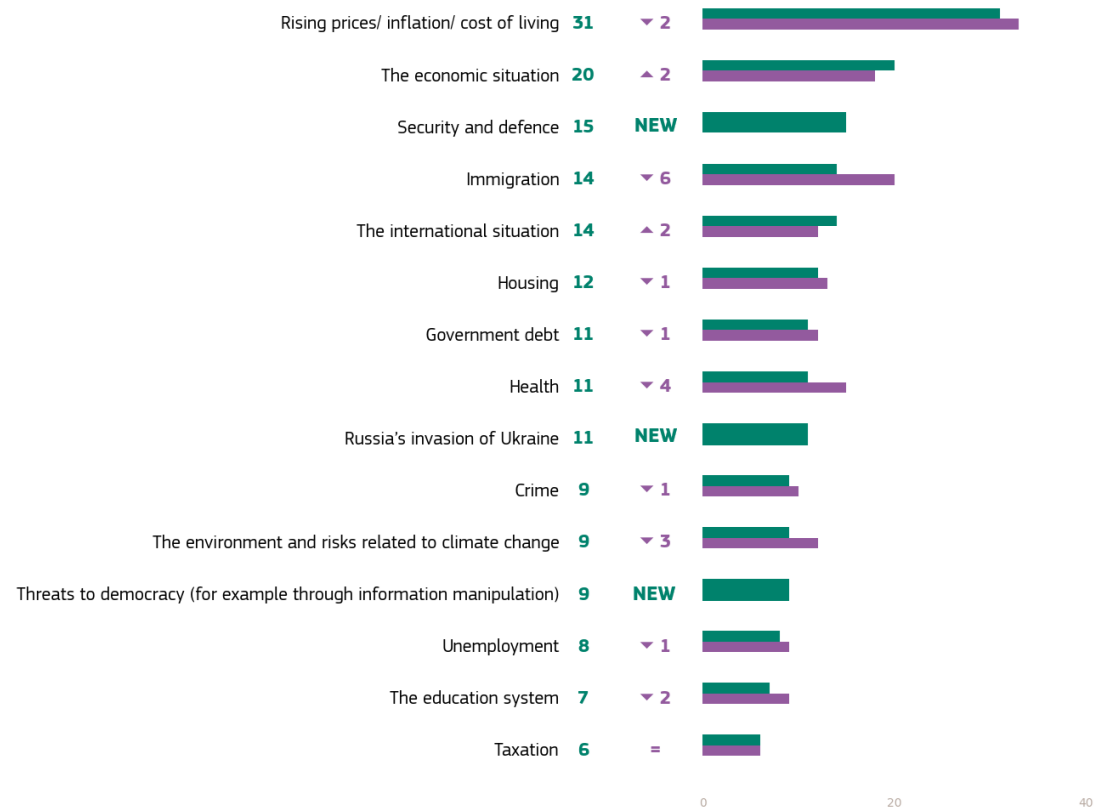
2nd Most Frequently Mentioned Item

3rd Most Frequently Mentioned Item

Mar/Apr 2025

## Rising prices/ inflation/ cost of living (31%) is seen as the most important issue at the national level, despite a two-points decrease since autumn 2024.

QA3: What do you think are the two most important issues facing (OUR COUNTRY) at the moment? (MAX. 2 ANSWERS) (EU27) (%)

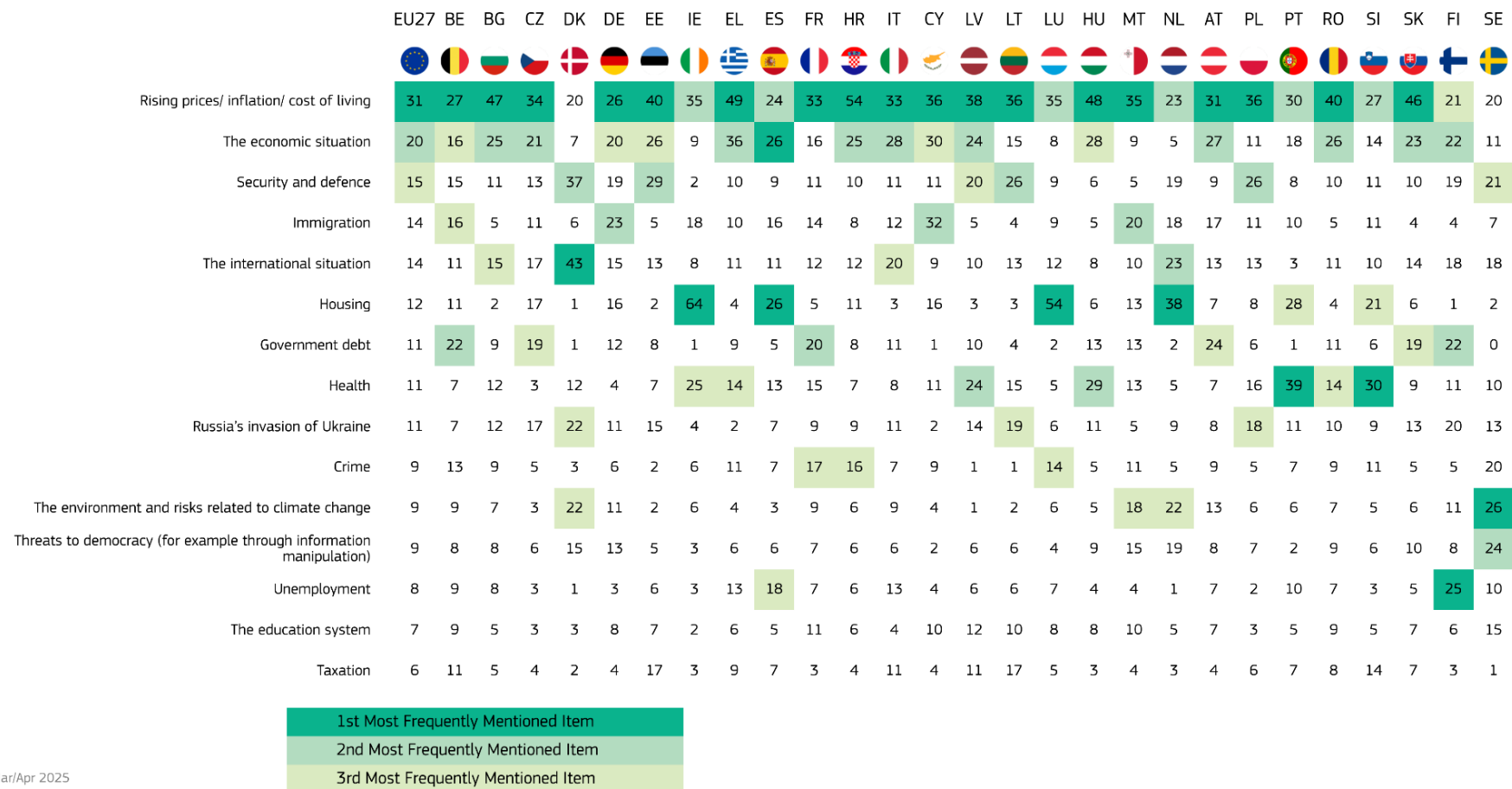


Mar/Apr 2025

Mar/Apr 2025 Δ Oct/Nov 2024

## Rising prices/ inflation/ cost of living is the most frequently mentioned item in 18 Member States, with the highest rates in Croatia (54%), Greece (49%) and Hungary (48%).

QA3: What do you think are the two most important issues facing (OUR COUNTRY) at the moment? (MAX. 2 ANSWERS) (%)

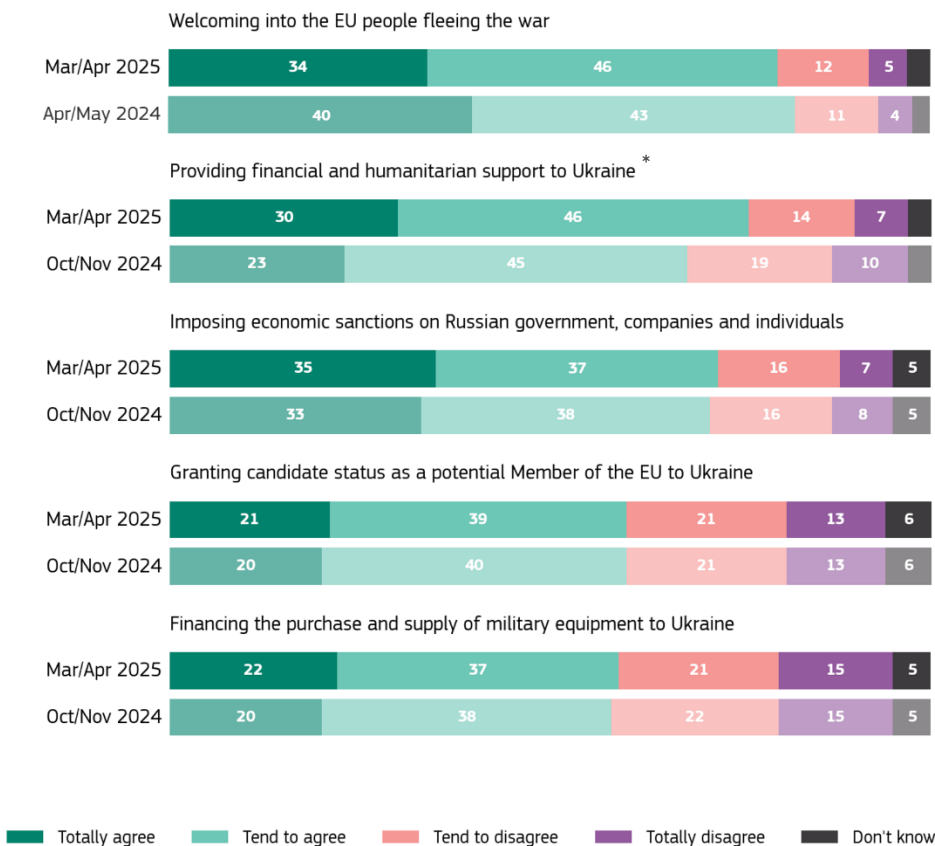


# 5

## Russia's invasion of Ukraine

## Among the actions taken by the EU in response to Russia's invasion of Ukraine, welcoming people fleeing the war into the EU receives the highest level of support (80%, -3 pp).

QD2: The EU has taken a series of actions as a response to Russia's invasion of Ukraine. To what extent you agree or disagree with each of these actions taken. (%)

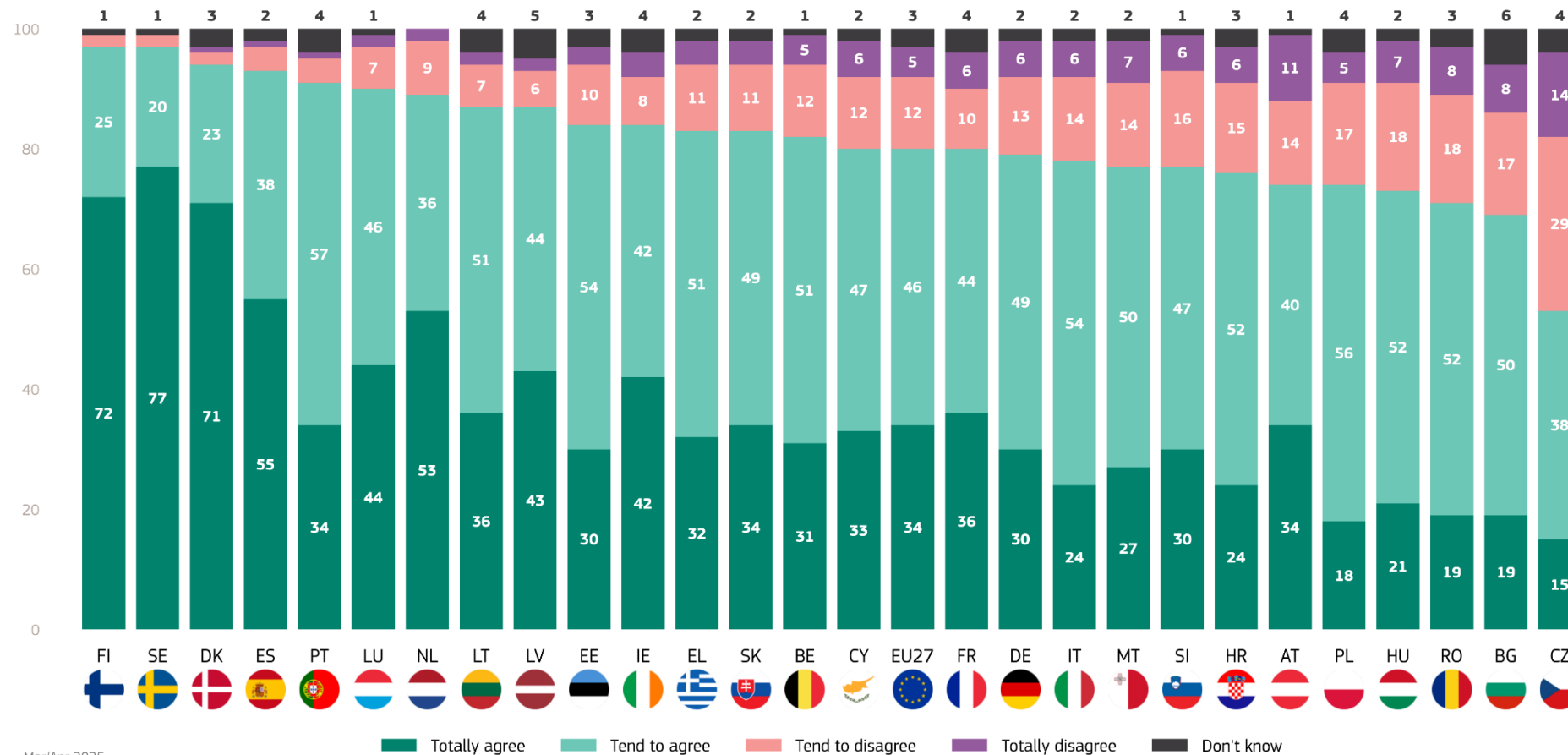


Mar/Apr 2025

\*Answer text was slightly modified compared with the previous wave, where it was : Providing financial support to Ukraine

## In all Member States, a majority agrees with the EU response of welcoming people fleeing the war – from 97% in Finland to 53% in Czechia.

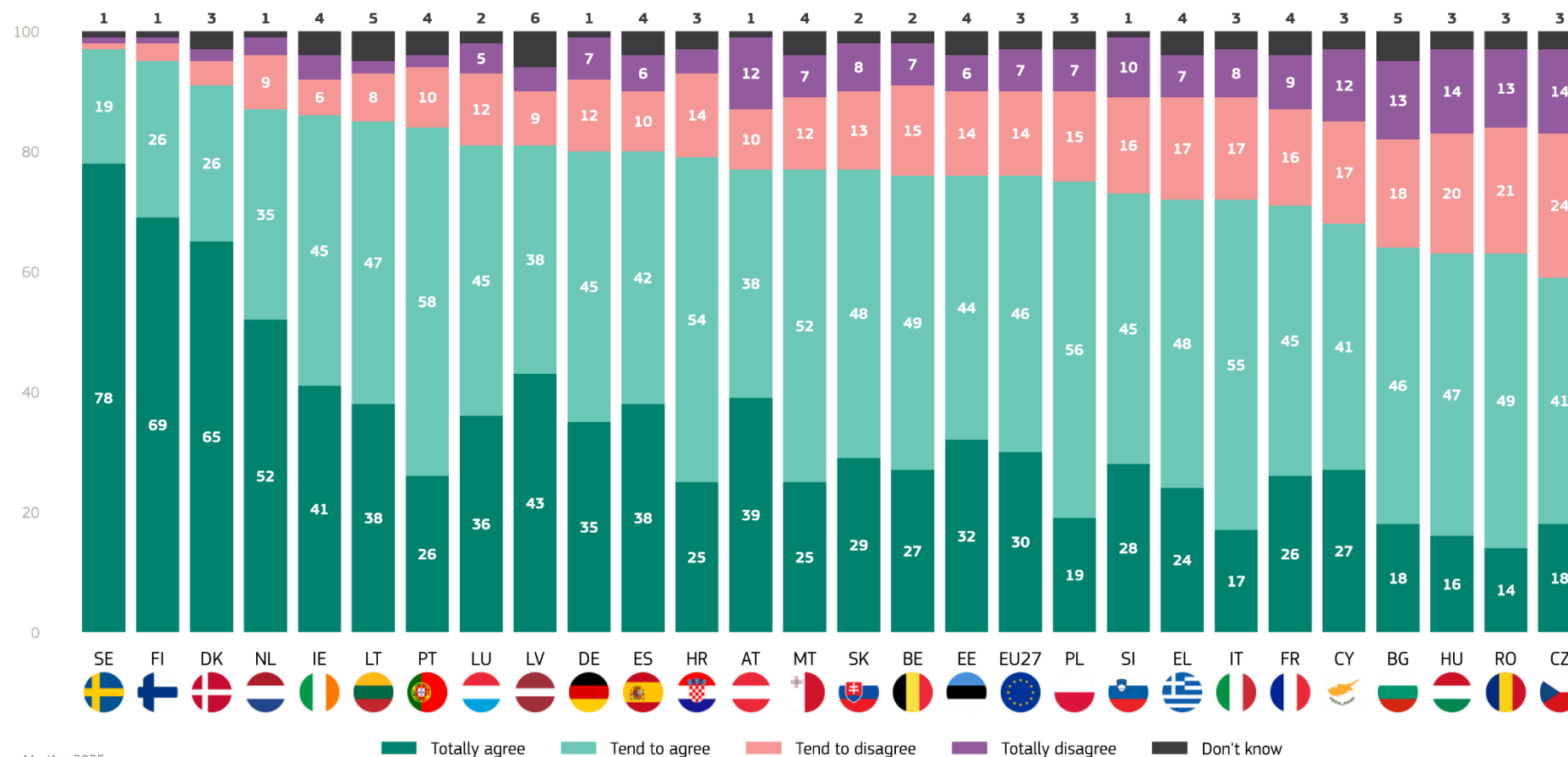
QD2.3: The EU has taken a series of actions as a response to Russia's invasion of Ukraine. To what extent you agree or disagree with each of these actions taken. – Welcoming into the EU people fleeing the war (%)



Mar/Apr 2025

## In all Member States, a majority of respondents agree with providing financial and humanitarian support to Ukraine, with the highest levels observed in Sweden (97%) and Finland (95%).

QD2.4: The EU has taken a series of actions as a response to Russia's invasion of Ukraine. To what extent you agree or disagree with each of these actions taken. – Providing financial and humanitarian support to Ukraine (%)

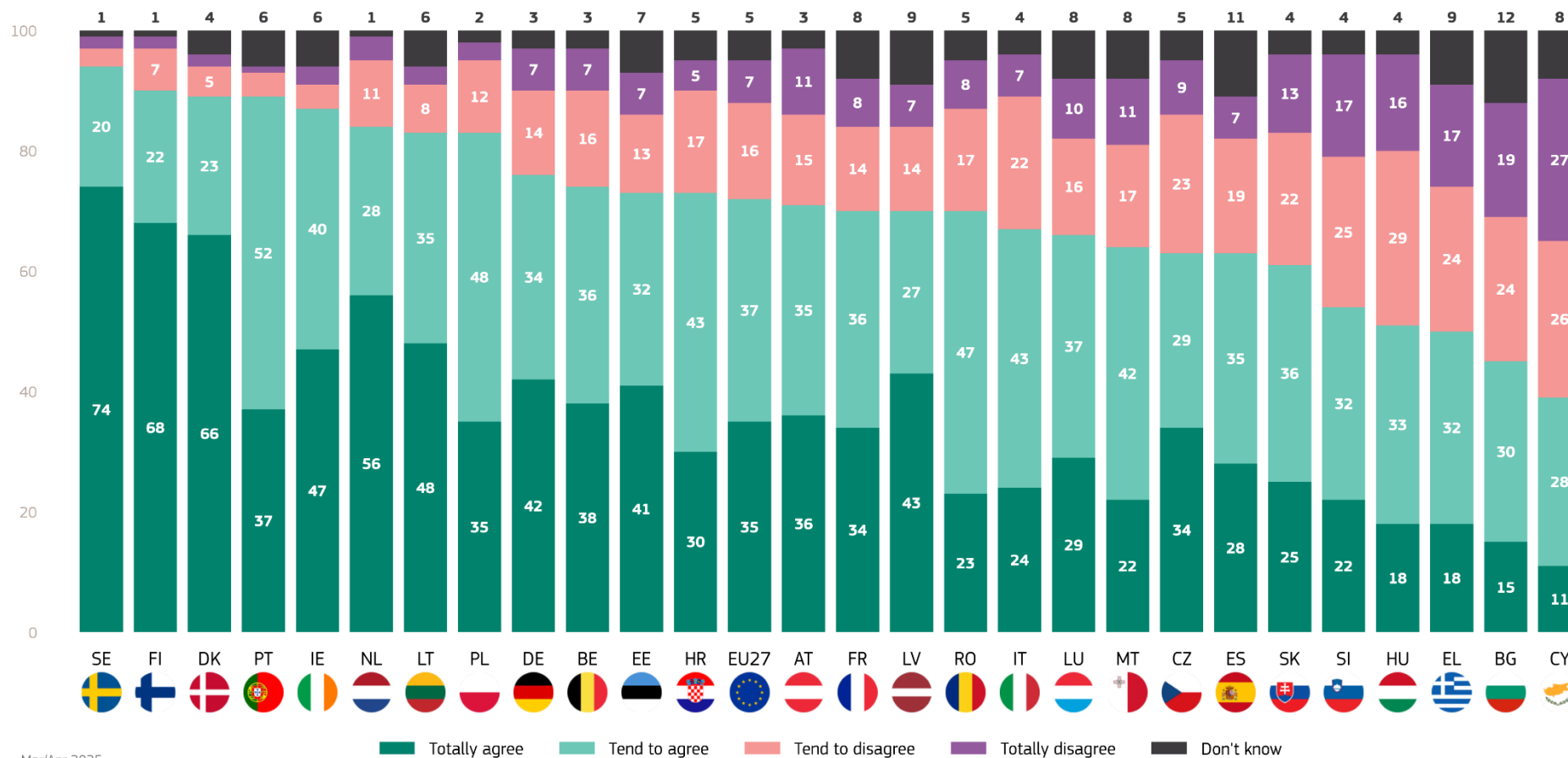


Mar/Apr 2025



## In all Member States, bar Cyprus, support for imposing economic sanctions on the Russian government, companies, and individuals is the dominant view.

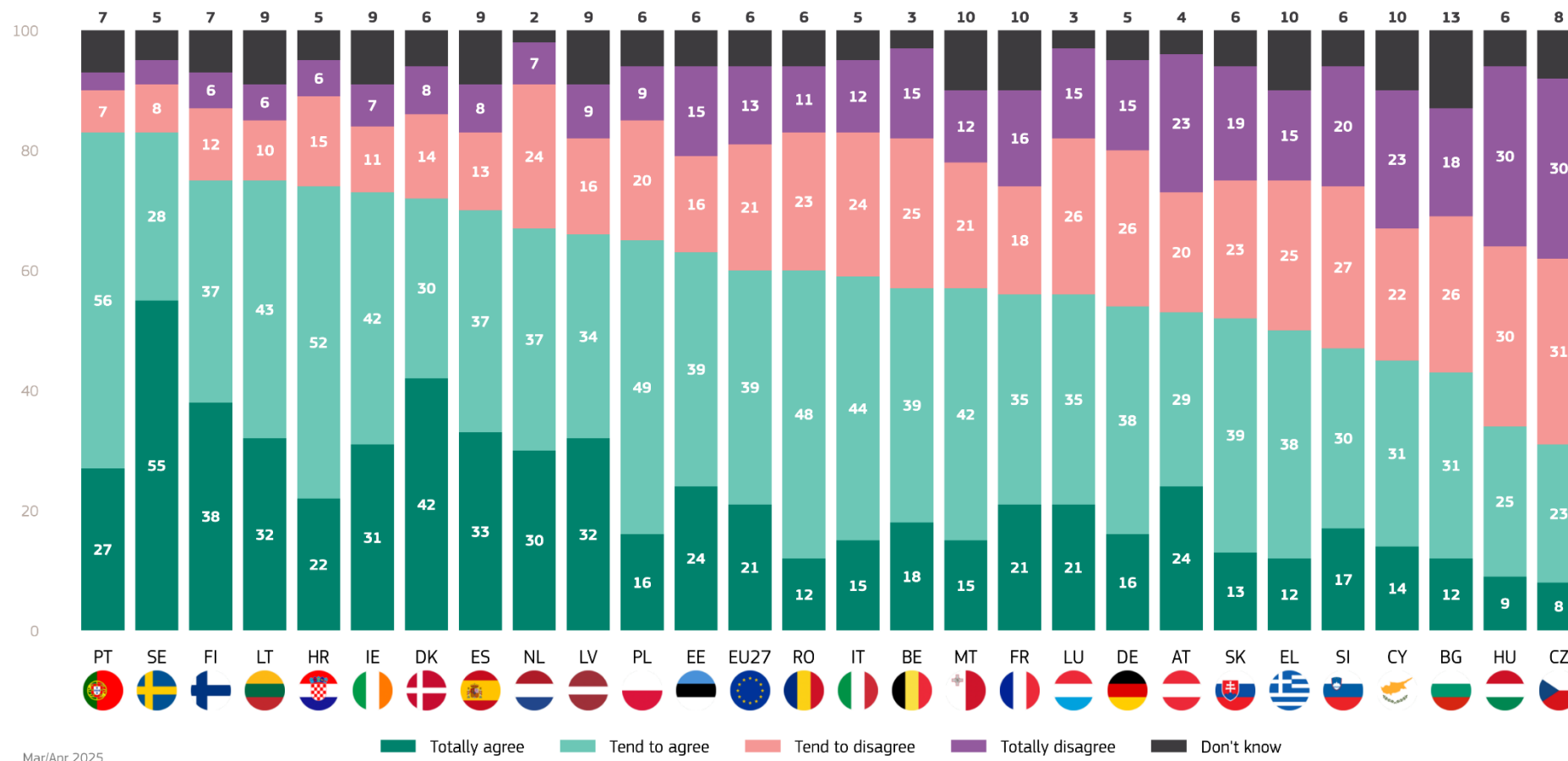
QD2.1: The EU has taken a series of actions as a response to Russia's invasion of Ukraine. To what extent you agree or disagree with each of these actions taken. - Imposing economic sanctions on Russian government, companies and individuals (%)



Mar/Apr 2025

## Granting candidate status to Ukraine as a potential member of the EU is supported by a majority of respondents in 24 EU countries.

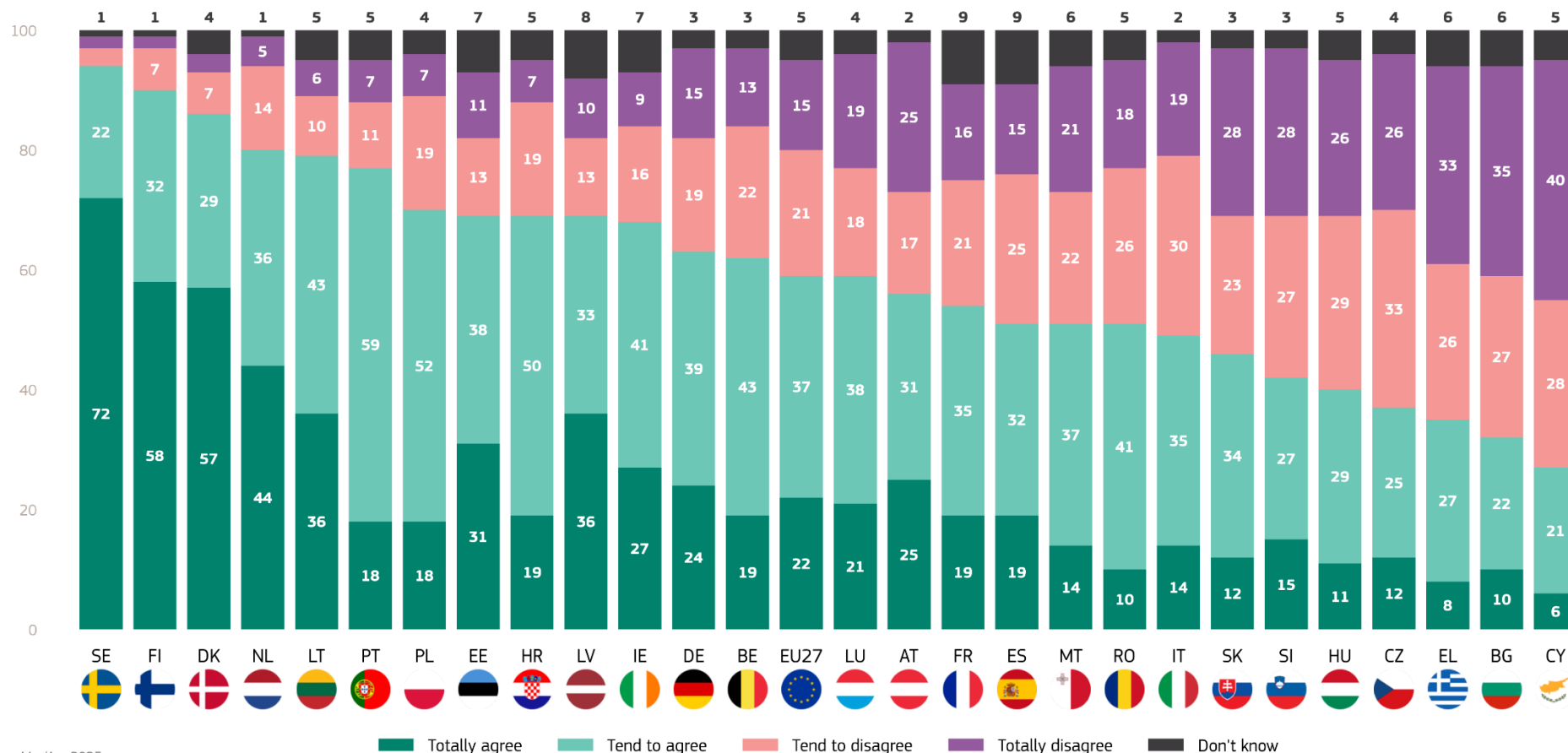
QD2.5: The EU has taken a series of actions as a response to Russia's invasion of Ukraine. To what extent you agree or disagree with each of these actions taken. - Granting candidate status as a potential Member of the EU to Ukraine (%)



Mar/Apr 2025

## Support for financing the purchase and supply of military equipment to Ukraine varies considerably between countries: while around nine in ten respondents agree with it in Sweden (94%), Finland (90%) and Denmark (87%), around three in ten do so in Cyprus (27%) and Bulgaria (32%).

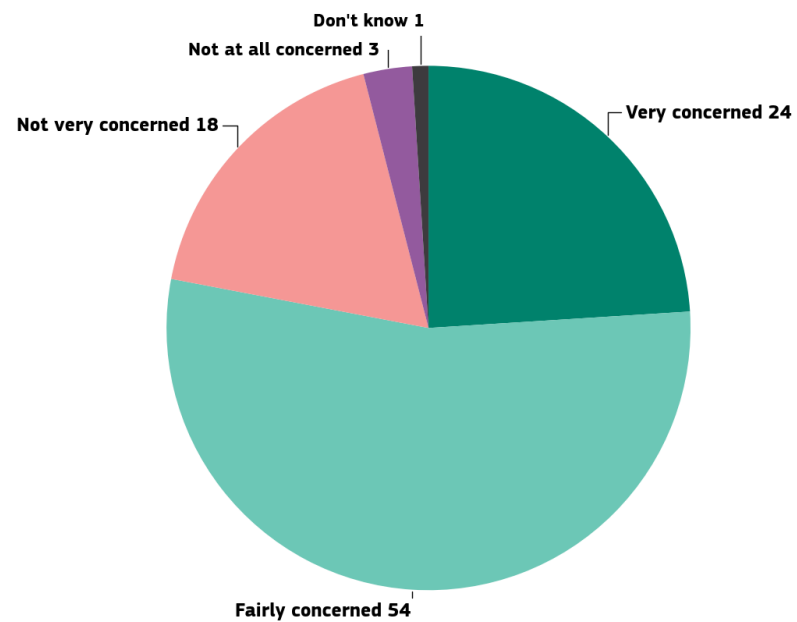
QD2.2: The EU has taken a series of actions as a response to Russia's invasion of Ukraine. To what extent you agree or disagree with each of these actions taken. - Financing the purchase and supply of military equipment to Ukraine (%)



Mar/Apr 2025

## 78% of respondents feel concerned about the EU's defence and security in the next five years.

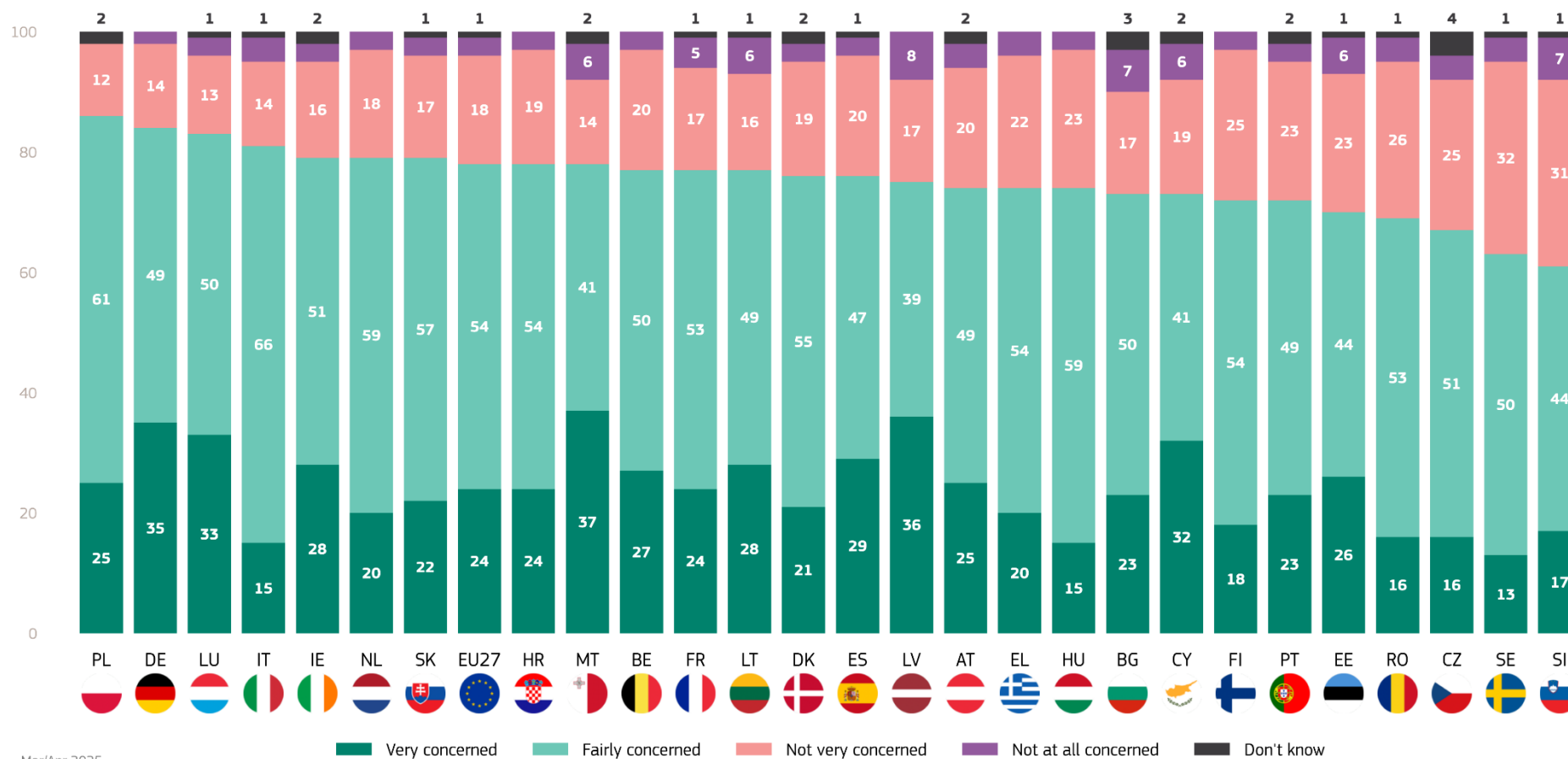
QB13: Please tell me how concerned you are about the EU's defence and security in the next five years? (%)



Mar/Apr 2025

## In every Member State, a majority of respondents feel concerned about the EU's defence and security over the next five years, with levels of concern ranging from 86% in Poland to 61% in Slovenia.

QB13: Please tell me how concerned you are about the EU's defence and security in the next five years? (%)

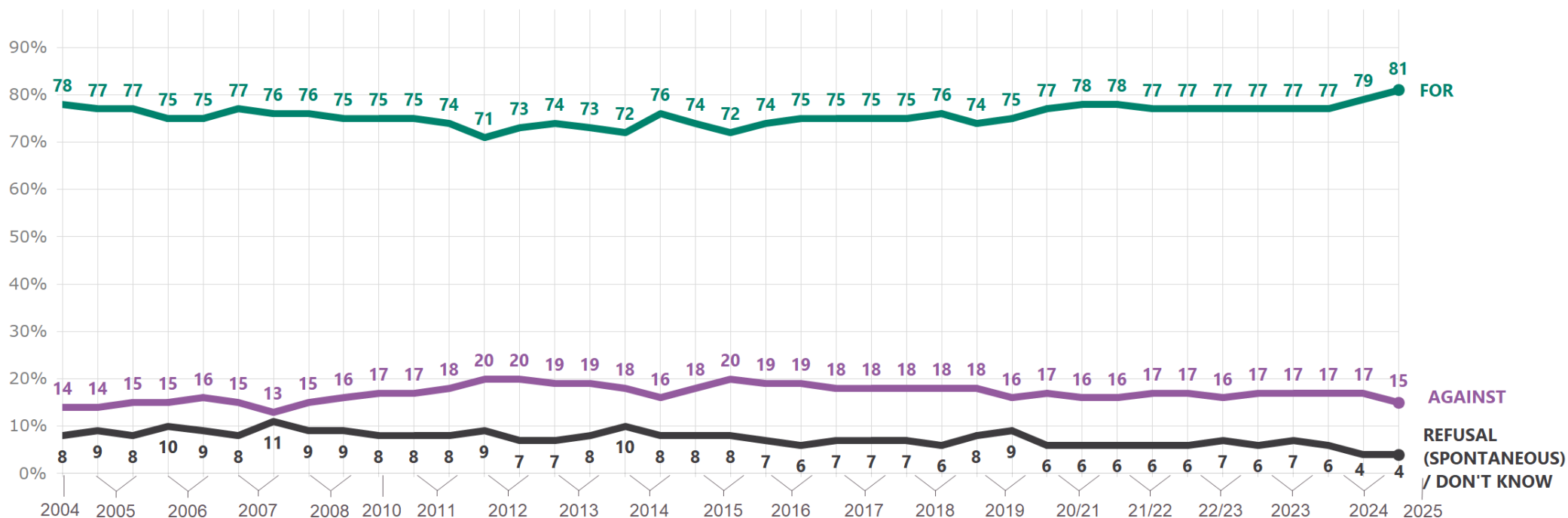


Mar/Apr 2025

## More than eight in ten respondents (81%) are in favour of a common defence and security policy among Member States, the highest result in more than two decades.

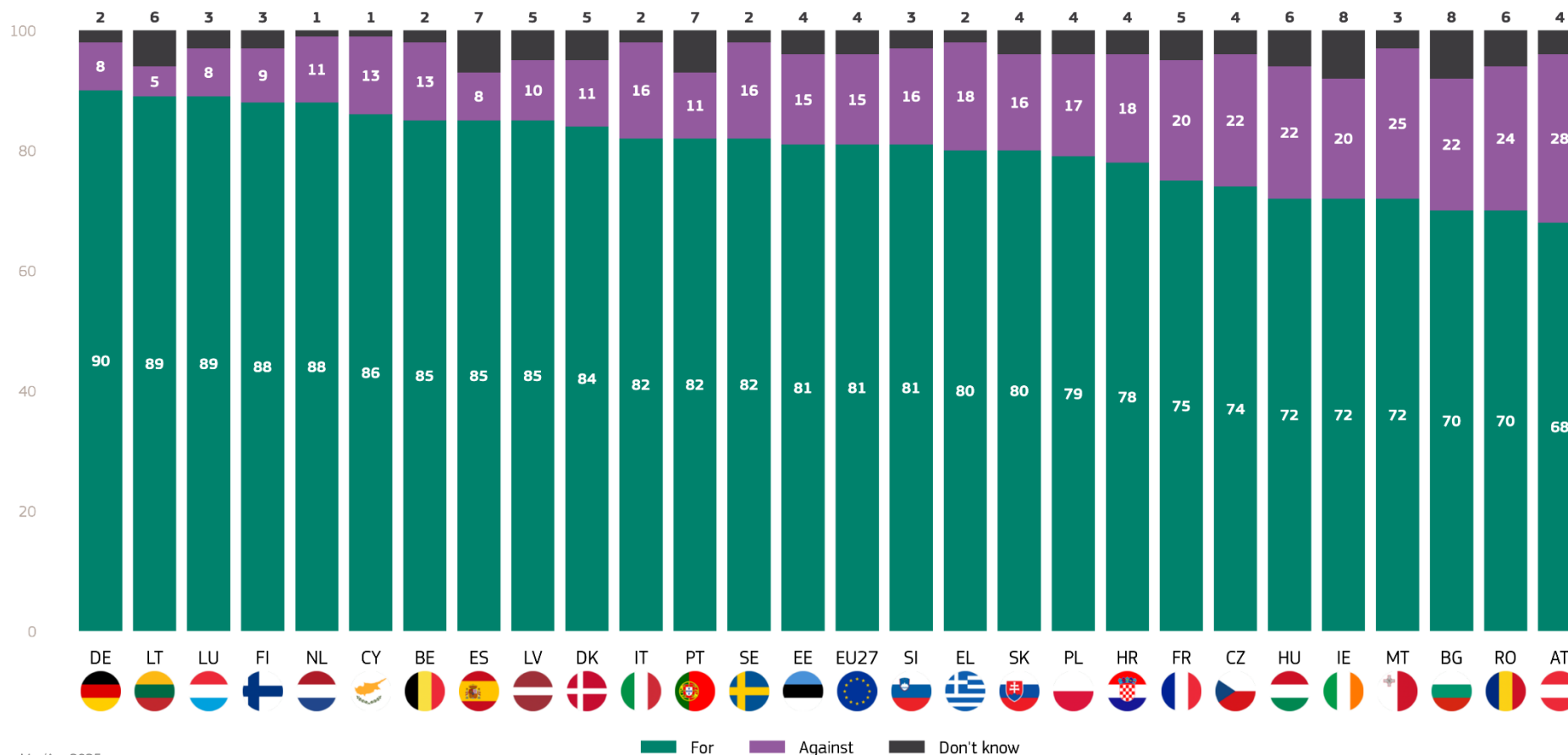
**QB2.2** What is your opinion on each of the following statements? Please tell for each statement, whether you are for it or against it.

**A common defence and security policy among EU Member States (% - EU)**



## In all Member State, the majority is in favour of a common defence and security policy among Member States, with the highest rate in Germany (90%).





























QB2.2: What is your opinion on each of the following statements? Please tell for each statement, whether you are for it or against it. - A common defence and security policy among EU Member States (%)



Mar/Apr 2025

**Support has increased in 23 Member States since autumn 2024, most notably in Portugal (+17 pp), Malta (+15 pp), Sweden (+12 pp) and Denmark (+10 pp).**

QB2.2: What is your opinion on each of the following statements? Please tell for each statement, whether you are for it or against it. – A common defence and security policy among EU Member States (%)

		EU27	PT	MT	SE	DK	IE	SI	DE	FI	FR	BE	HR	BG	EE	AT	EL	LT	LU	LV	SK	ES	HU	IT	NL	CY	PL	CZ	RO
																													
For	Mar/Apr 2025	81	82	72	82	84	72	81	90	88	75	85	78	70	81	68	80	89	89	85	80	85	72	82	88	86	79	74	70
	Δ Oct/Nov 2024	▲2	▲17	▲15	▲12	▲10	▲8	▲6	▲5	▲5	▲5	▲4	▲4	▲3	▲3	▲2	▲2	▲2	▲2	▲2	▲2	▲1	▲1	▲1	▲1	=	=	▼1	▼2
Against	Mar/Apr 2025	15	11	25	16	11	20	16	8	9	20	13	18	22	15	28	18	5	8	10	16	8	22	16	11	13	17	22	24
	Δ Oct/Nov 2024	▼2	▼13	▼11	▼11	▼11	▼5	▼6	▼4	▼1	▼1	▼4	▼3	▼2	=	▼2	▼2	▼3	▼1	▲2	▼2	▼3	▼4	▼1	▼1	▲1	▼2	▼1	▲1
Don't know	Mar/Apr 2025	4	7	3	2	5	8	3	2	3	5	2	4	8	4	4	2	6	3	5	4	7	6	2	1	1	4	4	6
	Δ Oct/Nov 2024	=	▼4	▼4	▼1	▲1	▼3	=	▼1	▼4	▼4	=	▼1	▼1	▼3	=	=	▲1	▼1	▼4	=	▲2	▲3	=	=	▼1	▲2	▲2	▲1

Mar/Apr 2025

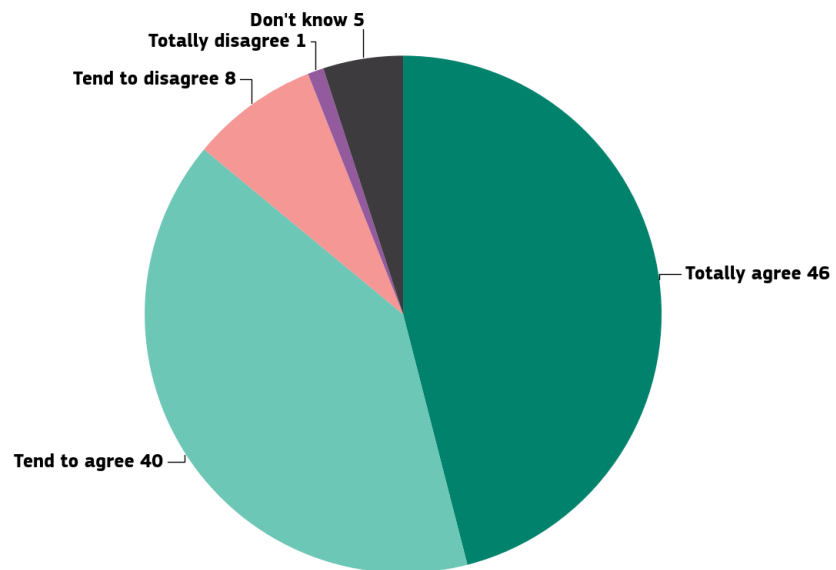


# 6

## The EU and the world

## 86% of respondents agree that increasing customs tariffs harms the global economy.

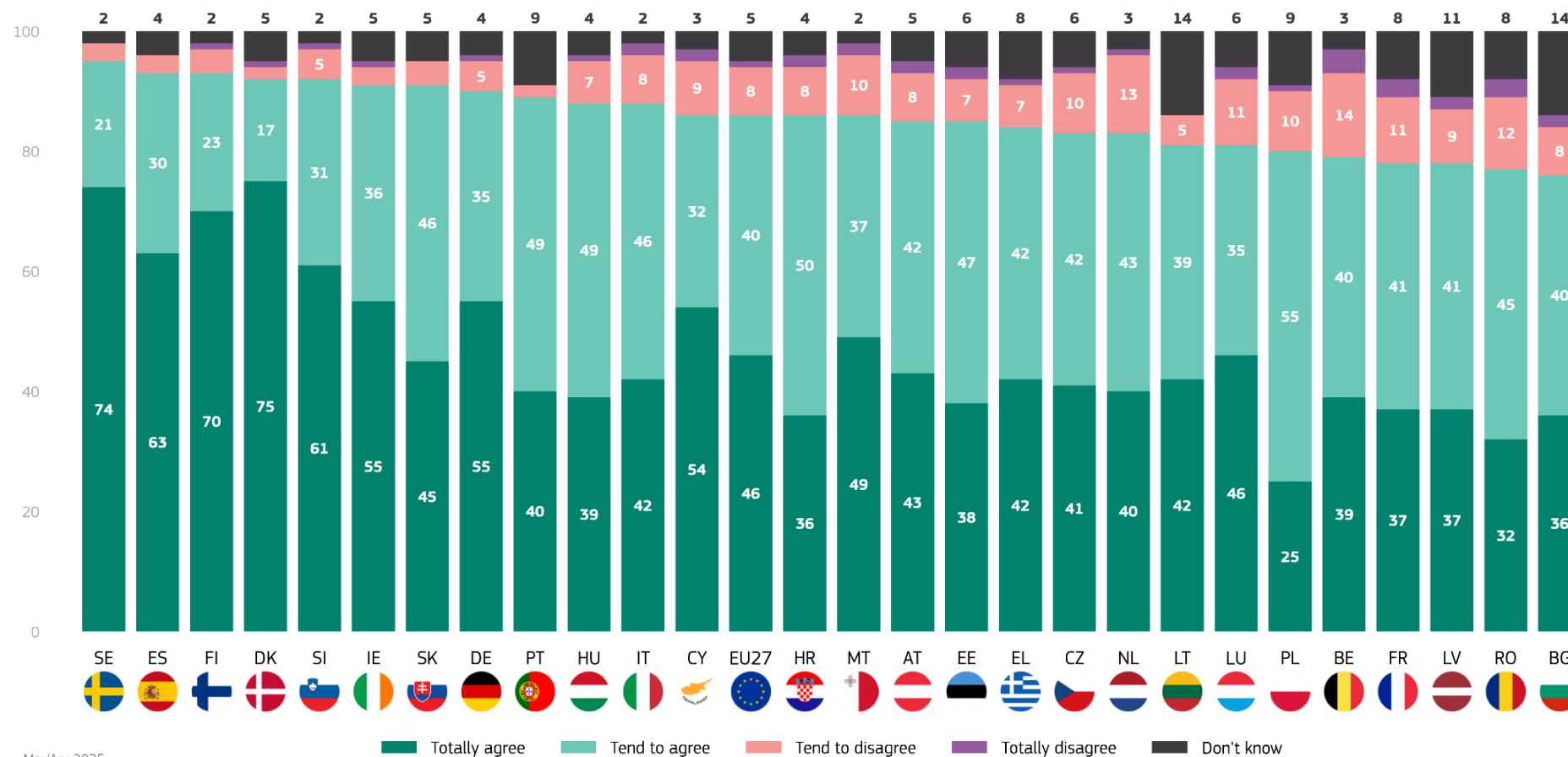
QB12.1: For each of the following statements, please tell me whether you totally agree, tend to agree, tend to disagree or totally disagree. - Increasing customs tariffs harms the global economy (%)



Mar/Apr 2025

## In all Member States, large majorities agree that increasing customs tariffs harms the global economy - from 95% in Sweden to 76% in Bulgaria.

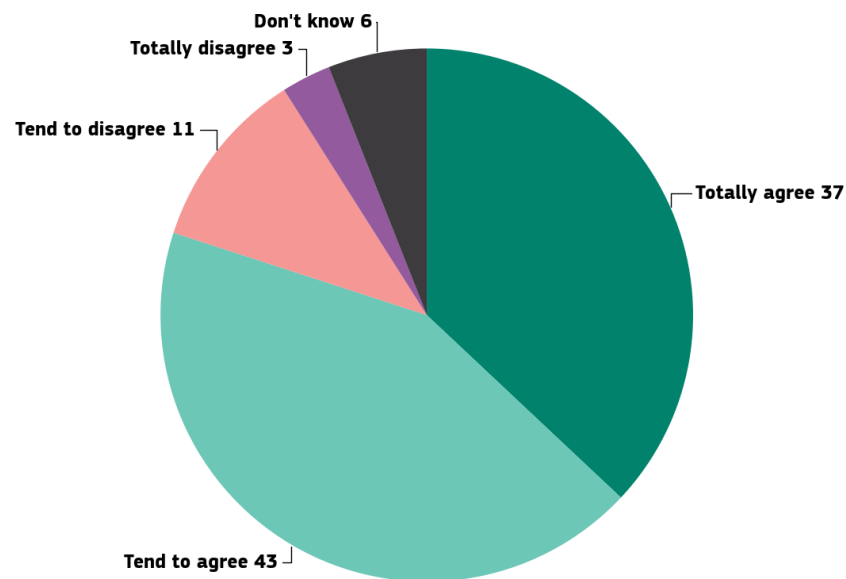
QB12.1: For each of the following statements, please tell me whether you totally agree, tend to agree, tend to disagree or totally disagree. - Increasing customs tariffs harms the global economy (%)



Mar/Apr 2025

## 80% of respondents agree that if other countries increase their duties on imports from the EU, the EU should impose customs tariffs in response to defend its interests.

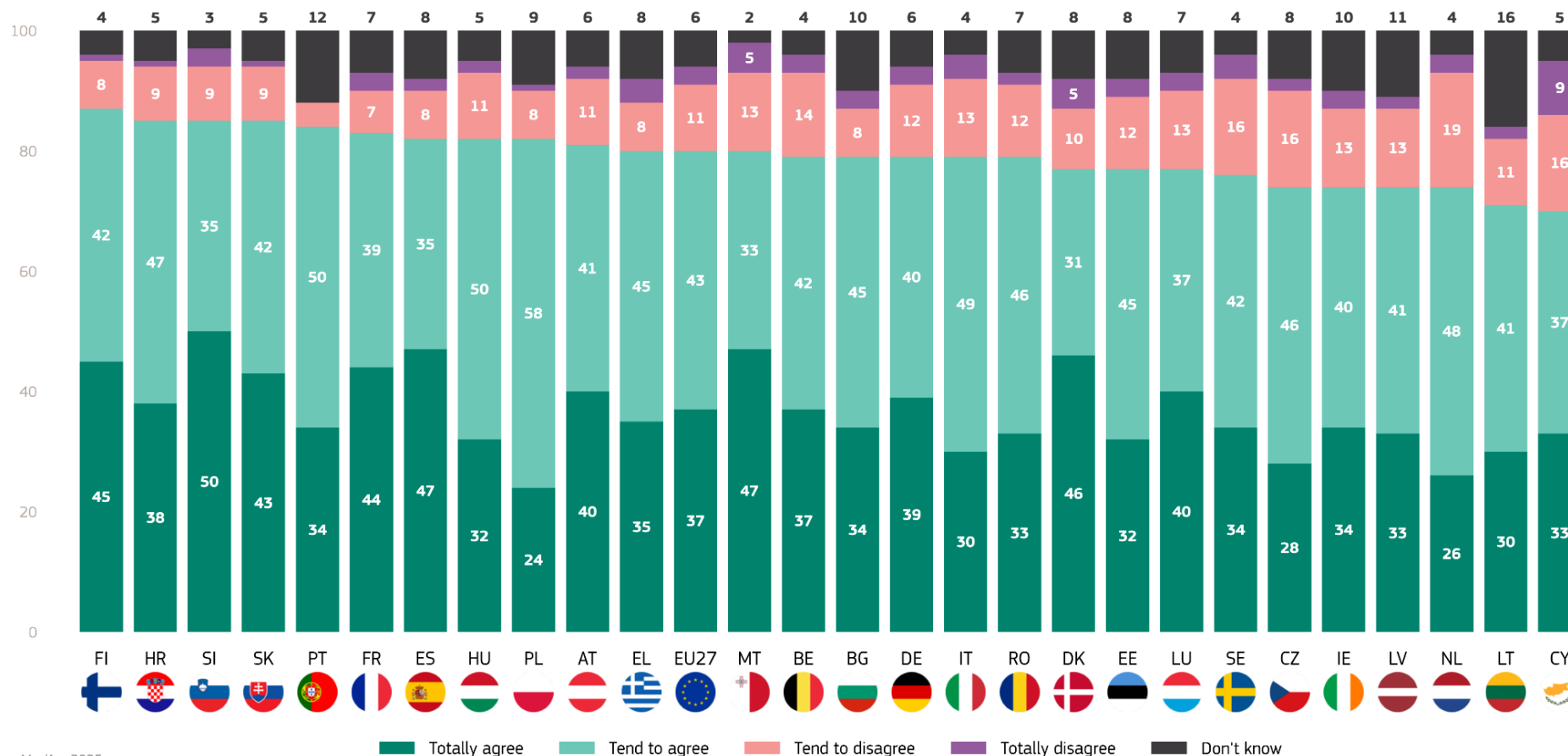
QB12.2: For each of the following statements, please tell me whether you totally agree, tend to agree, tend to disagree or totally disagree. - If other countries increase their duties on imports from the EU, the EU should impose customs tariffs in response to defend its interests (for example, by increasing duties on imports from those countries) (%)



Mar/Apr 2025

## In all Member States respondents agree that if other countries increase their duties on imports from the EU, the EU should impose customs tariffs in response to defend its interests - from 87% in Finland to 70% in Cyprus.

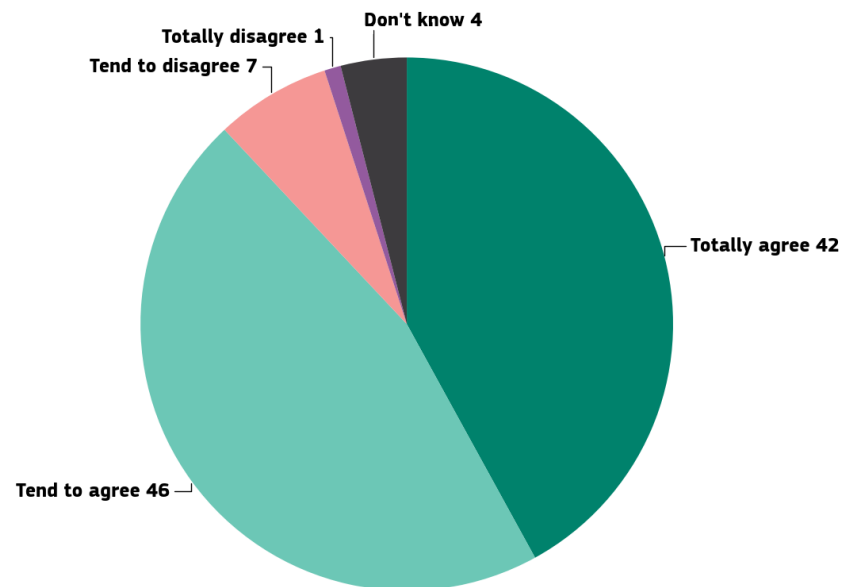
QB12.2: For each of the following statements, please tell me whether you totally agree, tend to agree, tend to disagree or totally disagree. - If other countries increase their duties on imports from the EU, the EU should impose customs tariffs in response to defend its interests (for example, by increasing duties on imports from those countries) (%)



Mar/Apr 2025

## 88% of respondents agree that there should be more rules-based cooperation between countries and regions of the world.

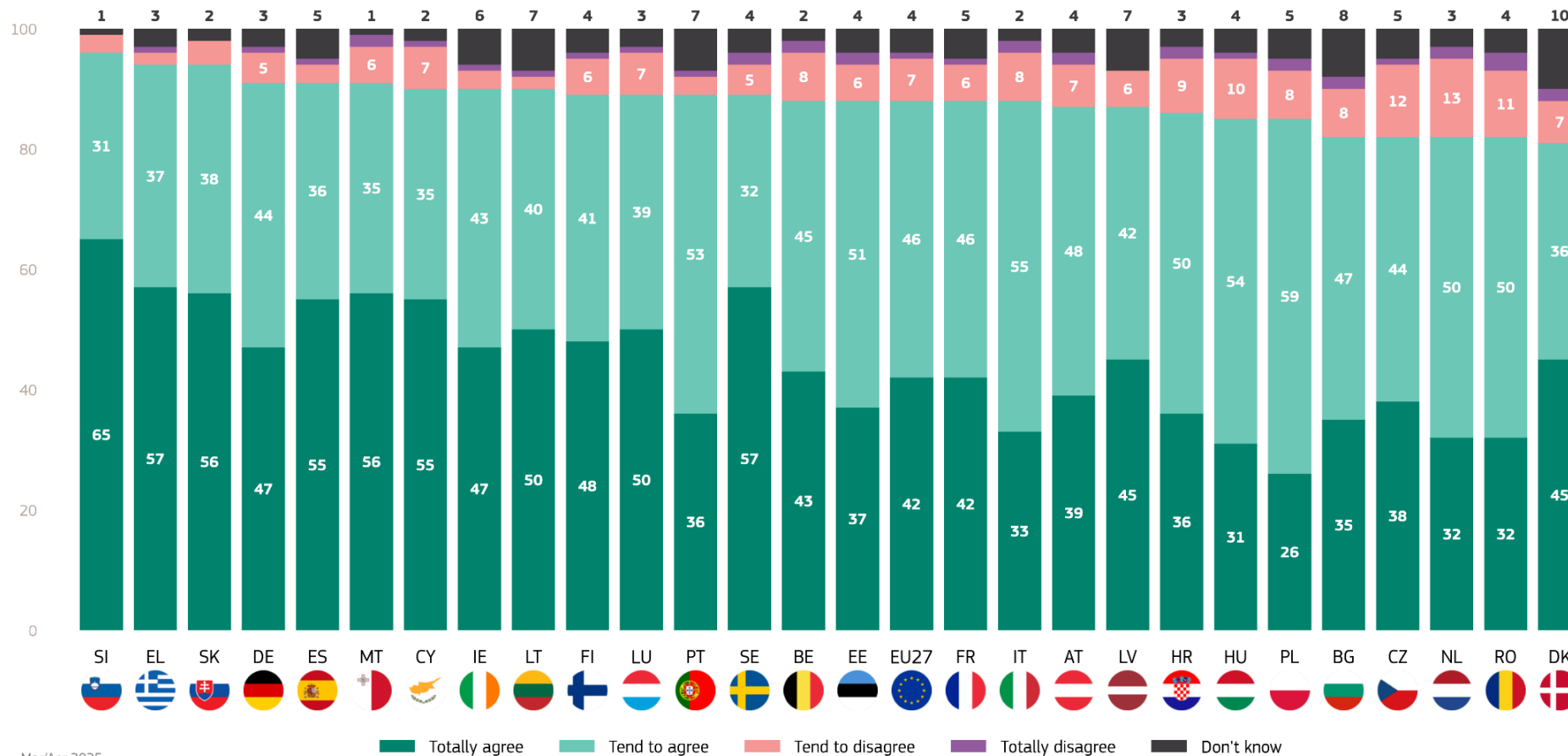
QB12.3: For each of the following statements, please tell me whether you totally agree, tend to agree, tend to disagree or totally disagree. - There should be more rules-based cooperation between countries and regions of the world (%)



Mar/Apr 2025

## In all Member States, respondents agree that there should be more rules-based cooperation between countries and regions of the world - from 96% in Slovenia to 81% in Denmark.

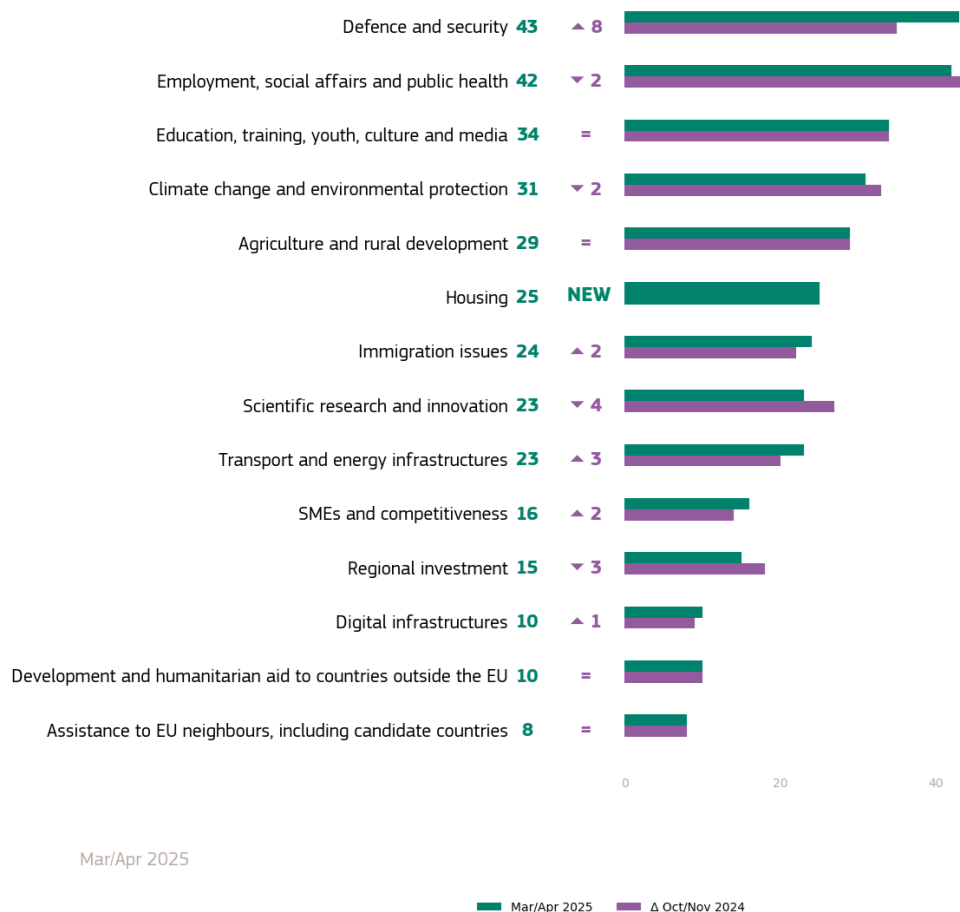
QB12.3: For each of the following statements, please tell me whether you totally agree, tend to agree, tend to disagree or totally disagree. - There should be more rules-based cooperation between countries and regions of the world (%)



Mar/Apr 2025

## Defence and security (43%, +8 pp since autumn 2024) and employment, social affairs and public health (42%, -2 pp) are the two main areas where EU citizens want the EU budget to be spent.





























QB16ab: And on which of the following would you like EU budget to be spent? Firstly? Any others?  
(MAX. 4 ANSWERS) (EU27) (%)





## Defence and security is the most frequently mentioned item in 11 Member States, with the highest rates in Denmark (68%), Finland (65%) and the Netherlands (62%).

QB16ab: And on which of the following would you like EU budget to be spent? Firstly? Any others?  
(MAX. 4 ANSWERS) (%)

	EU27	BE	BG	CZ	DK	DE	EE	IE	EL	ES	FR	HR	IT	CY	LV	LT	LU	HU	MT	NL	AT	PL	PT	RO	SI	SK	FI	SE
																												
Defence and security	43	49	28	39	68	50	49	26	30	24	48	33	36	40	52	52	51	38	26	62	33	51	41	32	27	32	65	52
Employment, social affairs and public health	42	39	51	35	29	36	44	41	70	61	37	49	40	51	40	54	33	47	43	26	49	34	66	40	48	52	50	44
Education, training, youth, culture and media	34	36	33	22	27	34	39	34	46	43	43	35	31	47	44	44	36	30	48	34	32	18	33	35	28	37	31	29
Climate change and environmental protection	31	31	20	13	58	31	11	28	32	22	34	31	37	20	10	17	21	29	31	47	37	23	25	20	22	23	38	57
Agriculture and rural development	29	27	42	35	15	18	39	19	44	27	43	43	25	36	39	31	25	41	24	15	31	25	35	41	50	47	32	29
Housing	25	21	11	35	5	32	14	61	12	45	23	18	9	43	15	18	36	15	13	33	21	23	36	14	33	13	8	5
Immigration issues	24	29	17	18	21	26	15	34	20	20	26	15	36	31	12	20	18	26	20	27	22	22	24	14	12	14	10	16
Scientific research and innovation	23	24	15	22	32	16	23	14	24	26	23	14	36	15	15	17	20	15	20	25	20	14	16	14	18	16	32	43
Transport and energy infrastructures	23	20	32	30	24	32	31	27	25	14	10	23	29	9	22	19	15	29	23	20	25	19	13	26	19	28	23	31
SMEs and competitiveness	16	14	27	24	9	23	16	14	34	13	17	29	11	18	15	4	16	16	11	8	22	8	26	15	24	13	21	14
Regional investment	15	11	28	23	6	15	15	18	11	8	10	17	18	7	21	25	12	19	23	6	32	20	8	27	9	36	20	11
Digital infrastructures	10	11	11	8	18	15	12	9	11	5	6	11	11	6	9	7	11	11	17	14	14	10	4	13	7	10	7	8
Development and humanitarian aid to countries outside the EU	10	8	7	5	18	5	5	9	10	11	7	15	14	8	4	7	13	12	11	17	11	12	12	13	6	10	5	16
Assistance to EU neighbours, including candidate countries	8	7	8	5	9	4	6	6	8	8	6	15	9	2	5	9	7	11	12	9	10	9	5	17	5	9	5	7

1st Most Frequently Mentioned Item

2nd Most Frequently Mentioned Item

3rd Most Frequently Mentioned Item

Mar/Apr 2025

# Key takeaways

# Key takeaways

## Support for the EU has continued to improve

In the Standard Eurobarometer of spring 2025 (ST103), **EU support indicators have generally continued their upward trend since autumn 2024.**

Trust in the EU and the European Commission has reached its highest level since 2007, while trust in national governments has improved significantly and trust in national parliaments has remained stable.

The EU's image has stayed largely positive: although the share of citizens holding a positive view has decreased by one percentage point, it remains at a high level.

## Stable, record-high support for the euro

**Support for a European economic and monetary union with a single currency is at its highest level seen since 2002.**

In the euro area, more than eight out of ten respondents are for a European economic and monetary union with one single currency, the euro.

## In all Member States, large majorities of respondents feel they are citizens of the EU

**The feeling of EU citizenship has risen slightly since autumn 2024,** reaching its highest level in 15 years.

In every Member State, a majority say they feel like citizens of the Union, with the strongest sentiments reported in Luxembourg, Finland and Portugal.

Over eight in ten respondents agree that people in their own country have a lot of things in common, while a majority also agree that people in the EU have a lot of things in common, and, more broadly, that people in Europe have a lot of things in common.

# Key takeaways

## The war in Ukraine and cost of living remain the main concerns of Europeans

The war in Ukraine ranks first in sixteen Member States and is identified as the most important issue at EU level, followed by the international situation.

At national level, rising prices, inflation and the cost of living remain citizens' main concern, followed by the economic situation.

The newly introduced issue of **security and defence ranks third at both EU and national levels**, highlighting its swift emergence as a key priority for respondents across the EU.

## Welcoming war refugees and a common EU defence policy are widely backed

Welcoming people fleeing the war into the EU is the most widely supported response to Russia's invasion, with four out of five respondents across Member States backing it.

More than eight in ten Europeans favour a common EU defence and security policy, the highest level of support in over twenty years, and this majority holds in every Member State.

## Europeans see customs tariffs as harmful, support trade defence measures and multilateral cooperation

The perception that higher customs tariffs harm the global economy is widely held: more than three quarters of respondents hold this view in every Member State.

Support for the EU's right to impose custom tariffs in response to other countries increasing their duties on imports from the EU is also strong: eight out of ten Europeans back this measure.

Emphasis on a rules-based international order remains broad: around nine out of ten respondents favour structured cooperation between countries and regions worldwide.